

HAZARD COMMUNICATION PROGRAMDate of
Publication: 4/10/2015Page
Number: 1 of 19

EMUDPS-EHS-P025

Revision: 1

I. PURPOSE

The Eastern Michigan University Hazard Communication Program is designed to achieve compliance with the Federal Occupational Safety and Health Administration Hazard Communication Standard (29 CFR 1910.1200) and the Michigan Department of Licensing and Regulatory Affairs MIOSHA General Industry Safety Standard Part 92 Hazard Communication. These regulations are designed to protect employees from exposures to hazardous chemicals in the workplace by providing employees with chemical information and training.

II. SCOPE AND APPLICATION

Eastern Michigan University (EMU) employees are to be provided with a workplace free from recognized hazards causing or likely to cause death or serious injury. Employees must be provided with information on workplace hazards and how to protect themselves from these hazards. The University is prohibited from discharging or discriminating against an employee who exercises any of their rights under the Hazard Communication Standard.

All EMU divisions and departments are required to comply with the Hazard Communication Program. This program applies to all employees of the University who may be exposed to hazardous chemicals during the course of their routine work or in a foreseeable emergency. This includes faculty, staff, full and part time employees, temporary employees, administrative personnel, graduate assistants, work study students and student workers.

Personnel working in laboratories must receive additional training according to the requirements of the Laboratory Safety Standard and the EMU Chemical Hygiene Plan.

III. DEFINITIONS

Article – A manufactured item other than a fluid or particle: (i) which is formed to a specific shape or design during manufacture; (ii) which has end use function(s) dependent in whole or in part upon its shape or design during end use; and (iii) which under normal conditions of use does not release more than very small quantities (e.g., minute or trace amounts of a hazardous chemical and does not pose a physical hazard or health risk to employees).

Chemical - Any substance or mixture of substances.

Subject: Hazard Communication Program		EMUDPS-EHS-P025	
Date of Publication:	4/10/2015	Revision: 1	Page: 2 of 19

Classification – To identify the relevant data regarding the hazards of a chemical; review those data to ascertain the hazards associated with the chemical; and decide whether the chemical will be classified as hazardous. Classification for health and physical hazards includes the determination of the degree of hazard, where appropriate, by comparing the data with the criteria for health and physical hazards.

Common Name – Any designation or identification such as code name, code number, trade name, brand name or generic name used to identify a chemical other than by its chemical name.

Container – Any bag, barrel, bottle, box, can, cylinder, drum, reaction vessel, storage tank, or the like that contains a hazardous chemical. Pipes or piping systems and engines, fuel tanks or other operating systems in a vehicle are not considered to be containers.

Hazard Category – The division of criteria within each hazard class, e.g., oral acute toxicity includes 5 hazard categories and flammable liquids include 4 hazard categories. These categories compare hazard severity within a hazard class and should not be taken as a comparison of hazard categories more generally.

Hazard Class – The nature of the physical, environmental or health hazards (e.g., flammable solid, carcinogen, oral acute toxicity, etc.).

Hazard not otherwise classified (HNOC) – An adverse physical or health effect identified through evaluation of scientific evidence during the classification process that does not meet the specified criteria for the physical and health hazard classes defined in this program.

Hazard statement – A statement assigned to a hazard class and category that describes the nature of the hazard(s) of a chemical, including, where appropriate, the degree of hazard.

Hazardous chemical – Any chemical which is classified as a physical, environmental or health hazard, e.g., a simple asphyxiant, combustible dust, pyrophoric gas, or HNOC.

Health hazard – A chemical which is classified as posing one of the following hazardous effects: acute toxicity (any route of exposure); skin corrosion or irritation; serious eye damage or eye irritation; respiratory or skin sensitization; germ cell mutagenicity; carcinogenicity; reproductive toxicity; specific target organ toxicity (single or repeated exposure); or aspiration hazard.

Label – An appropriate group of written, printed or graphic information elements concerning a hazardous chemical that is affixed to, printed on, or attached to the immediate container or to the outside packaging of a hazardous chemical.

Subject: Hazard Communication Program		EMUDPS-EHS-P025	
Date of Publication:	4/10/2015	Revision: 1	Page: 3 of 19

Label elements – The specified pictogram, hazard statement, signal word and precautionary statement for each hazard class and category.

MIOSHA – Michigan Occupational Safety and Health Administration.

Physical hazard – A chemical that is classified as posing one of the following hazardous effects: explosive; flammable (gases, aerosols, liquids, or solids); oxidizer (liquid, solid or gas); self-reactive; pyrophoric (liquid or solid); self-heating; organic peroxide; corrosive to metal; gas under pressure; or in contact with water emits flammable gas.

Pictogram – A composition that may include a symbol plus other graphic elements, such as a border, background pattern, or color, that is intended to convey specific information about the hazards of a chemical. Nine pictograms are designated under this standard for application to a hazard category.

Precautionary statement – A phrase that describes recommended measures that should be taken to minimize or prevent adverse effects resulting from exposure to a hazardous chemical or improper storage or handling.

Product identifier – The name or number used for a hazardous chemical on a label or in the SDS. It provides a unique means by which the user can identify the chemical. The product identifier used shall permit cross-references to be made among the list of hazardous chemicals required in the written hazard communication program, the label and the SDS.

Pyrophoric gas – A chemical in a gaseous state that will ignite spontaneously in air at a temperature of 130 degrees F (54.4 degrees C) or below.

Responsible party – Someone who can provide additional information on the hazardous chemical and appropriate emergency procedures, if necessary.

Safety data sheet (SDS) – Written or printed material concerning a hazardous chemical that is prepared in accordance with the requirements of the Hazard Communication standard.

Signal word – A word used to indicate the relative level of severity of hazard and alert the reader to a potential hazard on the label. The signal words used are “danger” and “warning”. Danger is used for the more severe hazards and warning is used for the less severe hazards.

Use – To package, handle, react, emit, extract, generate as a byproduct, or transfer.

Work area – A room or defined space in a workplace where hazardous chemicals are produced or used, and where employees are present.

Subject: Hazard Communication Program	EMUDPS-EHS-P025		
Date of Publication: 4/10/2015	Revision: 1	Page: 4 of 19	

Workplace – An establishment, job site, or project, at one geographical location containing one or more work areas.

IV. RESPONSIBILITIES

A. University Administration

1. Ensure all personnel in their Division are provided their rights under the Hazard Communication Standard and this Program.
2. Ensure all personnel in their Division receive Hazard Communication training.

B. Deans, Directors and Department Heads

1. Designate the individual(s) responsible for implementing the Hazard Communication Program in their department.
2. Ensure the employees in their department receive hazard communication training.
3. Ensure employees are provided with and wear/use personal protective and safety equipment when required.
4. Act promptly when unsafe acts and/or conditions are observed or reported.
5. Maintain SDSs for the department, providing Environmental Health and Safety with a copy and posting all required posters.
6. Provide employees with copies of exposure reports.
7. Ensure emergency procedures are available for the hazardous materials used in your department. Contact the Emergency Management Office (7-0799) for assistance in emergency planning. Include accident/injury reporting to Risk Management in your procedures.

C. Faculty and Supervisors

1. Ensure the employees you are responsible for attend the Hazard Communication Training provided by Environmental Health and Safety.
2. Ensure the employees/students you are responsible for are trained on the specific hazards in the work area. Documentation of this training must be maintained.
3. Provide personal protective equipment and engineering controls to minimize chemical exposures.
4. Respond promptly to any unsafe acts and/or conditions observed or reported.

Subject: Hazard Communication Program	EMUDPS-EHS-P025		
Date of Publication: 4/10/2015	Revision: 1	Page: 5 of 19	

D. Employees

1. Follow the requirements of this program.
2. Wear/Use the personal protective and safety equipment provided.
3. Comply with departmental emergency procedures.
4. Refrain from using any hazardous material and/or equipment without proper authorization.
5. Report all accidents, chemical exposure symptoms, unlabeled containers and malfunctioning or unsafe equipment to the supervisor.

E. Environmental Health and Safety (EHS)

1. Coordinate and implement the Hazard Communication Program including any updates.
2. Periodically review and revise the Hazard Communication Program as necessary.
3. Provide training on the Hazard Communication Program and updates.
4. Provide information on the Hazard Communication Standard and Program to departments and employees.
5. Conduct site evaluations to determine compliance with the Hazard Communication Program making recommendations as necessary for corrective action.
6. Maintain the central file of safety data sheets (SDSs) and chemical inventories.
7. Liaison with local, state and federal agencies on hazard communications compliance.
8. Coordinate chemical emergency responses which cannot be handled as incidental spills.

F. Physical Plant

Label pipe and piping systems containing hazardous materials.

G. Risk Management

Document accidents, injuries and chemical exposures.

H. Medical Services Provider(s)

1. Provide medical evaluations as required by the standard and emergency care.

Subject: Hazard Communication Program		EMUDPS-EHS-P025	
Date of Publication:	4/10/2015	Revision: 1	Page: 6 of 19

2. Maintain employee medical records and provide them to employees upon request

I. Purchasing and Stores

1. Forward SDSs with hazardous materials delivered to campus departments.
2. Send all other SDSs to Environmental Health and Safety.

J. Departments Hiring Outside Contractors

1. Inform contractors of the hazardous chemicals and the labeling systems used in the work area.
2. Provide contractors with information regarding the safety measures required to protect their employees during routine procedures and emergencies.
3. Require contractors to provide the department with SDSs for the hazardous materials being brought to or used in the work area. The department must forward a copy of the SDS to Environmental Health and Safety.

V. PROCEDURES

A. Chemical Hazard Determination

Eastern Michigan University relies on the safety data sheets (SDSs) supplied by the manufacturers/suppliers to comply with the chemical hazard determination requirement of the standard.

B. Labels

1. Labels on Shipped Containers

- a. The chemical manufacturer, importer or distributor is required to ensure each container of hazardous chemical leaving the workplace is labeled, tagged or marked.
- b. Labels, tags or markings must include the following information:
 1. Product identifier
 2. Signal word
 3. Hazard statement(s)
 4. Pictogram(s)
 5. Precautionary statement(s)
 6. Name, address and telephone number of the chemical manufacturer, importer or other responsible party.
- c. Departments ordering hazardous chemicals are responsible for ensuring all chemical containers received are properly labeled.

Subject: Hazard Communication Program	EMUDPS-EHS-P025		
Date of Publication: 4/10/2015	Revision: 1	Page: 7 of 19	

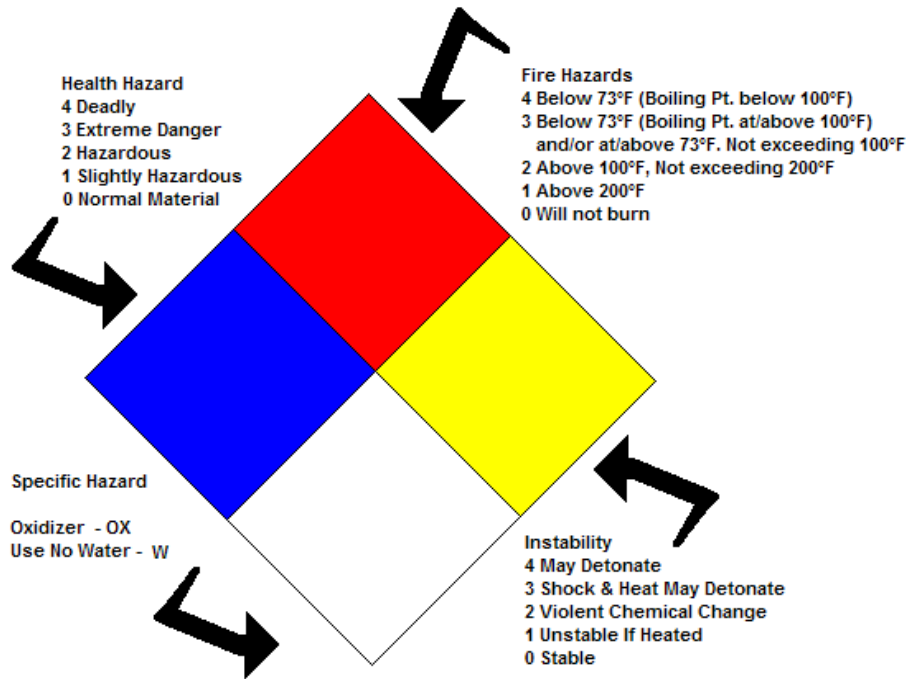
2. Workplace Labels

- a. Each container of hazardous chemicals must be labeled, tagged or marked with either:
 1. The label on the shipped container; or
 2. Product identifier and words, pictures, symbols, or a combination thereof, which provides at least general information regarding the hazards of the chemicals and which in conjunction with other readily available information, will provide employees with the specific physical and health hazards of the chemicals.
- b. Signs, placards or other written materials can be used to label stationary process containers as long as all the required information listed above is included.
- c. The manufacturers' labels on hazardous chemicals cannot be removed or defaced. The only exception is if the container is empty, has been triple rinsed, if permissible, and is ready for disposal.
- d. Labels, tags and markings must be legible, in English and prominently displayed on the container.
- e. Chemical formulas, chemical abbreviations, chemical structures and generic names (e.g., organic solvents) cannot be used to identify hazardous materials.
- f. Labels shall be updated upon receipt of significant information changes regarding the chemical hazards.
- g. All pipes and piping systems containing hazardous materials shall be labeled according to the labeling system designated by the Physical Plant. Employees working in areas containing pipes with hazardous materials must be trained on the physical and health hazards of these materials.
- h. Each department is responsible for ensuring all secondary containers of chemicals used in their work area are labeled with the product identifier and words, pictures, symbols or combination thereof to communicate hazards.
- i. An "in-house" labeling system can be used provided all employees have been trained on the labeling system and associated hazards. All employees includes custodial and maintenance workers servicing your department. Common labeling systems include the National Fire Protection Association (NFPA) Hazard Communication Diamond and the National Paint and Coatings Association (NPCA) Hazardous Materials Identification System (HMIS).

Subject: Hazard Communication Program		EMUDPS-EHS-P025	
Date of Publication:	4/10/2015	Revision: 1	Page: 8 of 19

j. NFPA Hazard Communication Diamond


The NFPA hazard communication diamond is a diamond with four colored diamonds inside it, each containing a number or a symbol, please see the example below.



The **blue** diamond represents health hazard with the numbers signifying the following: 0 - Normal material; 1 - Slightly hazardous; 2 - Hazardous; 3 - Extremely dangerous and 4 - Deadly.

The **red** diamond represents fire hazard with the numbers signifying the following flash points: 0 - Will not burn; 1 - Above 200 °F; 2 - 100 °F - 200 °F; 3 - 73 °F - 100 °F and 4 - below 73 °F.

The **yellow** diamond represents reactivity with the numbers signifying the following: 0 - stable; 1 - unstable if heated; 2 - violent chemical change; 3 - shock and heat may detonate and 4 - may detonate.

The **white** diamond represents other specific hazards, such as radiation hazard (); oxidizer (OX); acid (ACID); alkali (ALK); corrosive (COR) and water reactive (w).

k. HMIS Labels

The HMIS coding system also uses blue, red and yellow to identify health, flammability and reactivity hazards respectively. The following numbering system for hazards is used by HMIS: 0 - minimal; 1 - slight; 2 - moderate; 3 - serious and 4 - severe. The white area on the label is used to identify personal protective equipment

required. An A-K identification system is used to specify the personal protective equipment required. A separate chart is available which explains the personal protective equipment code, please see below:

HEALTH	
FLAMMABILITY	
REACTIVITY	
PERSONAL PROTECTION	








HAZARDOUS MATERIALS IDENTIFICATION SYSTEM																									
HAZARD INDEX	PERSONAL PROTECTION INDEX																								
4 = SEVERE HAZARD 3 = SERIOUS HAZARD 2 = MODERATE HAZARD 1 = SLIGHT HAZARD 0 = MINIMAL HAZARD	<table border="1"> <tr><td>A</td><td></td></tr> <tr><td>B</td><td></td></tr> <tr><td>C</td><td></td></tr> <tr><td>D</td><td></td></tr> <tr><td>E</td><td></td></tr> <tr><td>F</td><td></td></tr> <tr><td>G</td><td></td></tr> <tr><td>H</td><td></td></tr> <tr><td>I</td><td></td></tr> <tr><td>J</td><td></td></tr> <tr><td>K</td><td></td></tr> <tr><td>X</td><td>Consult your supervisor or S.O.P. for "SPECIAL" handling directions</td></tr> </table>	A		B		C		D		E		F		G		H		I		J		K		X	Consult your supervisor or S.O.P. for "SPECIAL" handling directions
A																									
B																									
C																									
D																									
E																									
F																									
G																									
H																									
I																									
J																									
K																									
X	Consult your supervisor or S.O.P. for "SPECIAL" handling directions																								
PERSONAL PROTECTION EQUIPMENT																									
<table border="1"> <tr> <td>A Safety Goggles</td> <td>n Safety Goggles</td> <td>o Eye Protection</td> <td>p Gloves</td> </tr> <tr> <td>q Boots</td> <td>r Synthetic Rubber</td> <td>s Full Suit</td> <td>t Hearing Protection</td> </tr> <tr> <td>u Hazard Communication</td> <td>w Cloth & Paper Respirator</td> <td>y Full Face Respirator</td> <td>z Hearing Protection</td> </tr> </table>		A Safety Goggles	n Safety Goggles	o Eye Protection	p Gloves	q Boots	r Synthetic Rubber	s Full Suit	t Hearing Protection	u Hazard Communication	w Cloth & Paper Respirator	y Full Face Respirator	z Hearing Protection												
A Safety Goggles	n Safety Goggles	o Eye Protection	p Gloves																						
q Boots	r Synthetic Rubber	s Full Suit	t Hearing Protection																						
u Hazard Communication	w Cloth & Paper Respirator	y Full Face Respirator	z Hearing Protection																						

C. Other Forms of Warning

1. Hazard Communication Standard Pictograms

The Hazard Communication Standard requires pictograms on labels to alert users of the chemical hazards to which they may be exposed. Each pictogram consists of a symbol on a white background framed within a red border and represents a distinct hazard(s). The pictograms and hazards they represent are as follows:




SYMBOL	PICTOGRAM	HAZARDS
Corrosion		Skin Corrosion/Burns Eye Damage Corrosive to Metals







Environment		Aquatic Toxicity
Exclamation Mark		Irritant (skin and eye) Skin Sensitizer Acute Toxicity Narcotic Effects Respiratory Tract Irritant Hazardous to Ozone Layer
Exploding Bomb		Explosives Self-Reactives Organic Peroxides
Flame		Flammables Pyrophorics Self-Heating Emits Flammable Gas Self-Reactives Organic Peroxides
Flame Over Circle		Oxidizers
Gas Cylinder		Gases Under Pressure
Health Hazard		Carcinogen Mutagenicity Reproductive Toxicity Respiratory Sensitizer Target Organ Toxicity Aspiration Toxicity






Skull and Crossbones		Acute Toxicity (fatal or toxic)
----------------------	---	---------------------------------




2. Department of Transportation Labels


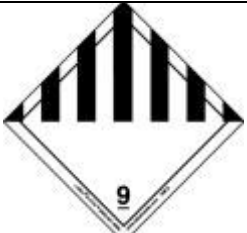

The Department of Transportation requires labels, placards and shipping papers to verify the presence of hazardous materials in transit. Labels and placards you may see are as follows. The dangerous placard is used when a shipment contains multiple hazard classes.

HAZARD CLASS and DIVISIONS	HAZARD	LABELS & PLACARDS
Class 1 Divisions 1.1, 1.2.1.3,	Explosives 1.1 Explosives with mass explosion hazard 1.2 Explosives without mass explosion hazard 1.3 Explosives with predominantly a fire hazard	
1.4	Explosives with no significant blast hazard	
1.5	Very insensitive explosives; blasting agents	

1.6	Extremely insensitive detonating articles	
Class 2	Gases	
2.1	Flammable gases	 
2.2	Nonflammable gases, nontoxic compressed gases	
2.3	Gases toxic by inhalation	
Class 3	Flammable liquid	

Class 4	Flammable solid, spontaneously combustible and dangerous when wet	
4.1	Flammable solid	
4.2	Spontaneously combustible substances	
4.3	Dangerous when wet materials	
Class 5	Oxidizer, Organic Peroxide	
5.1	Oxidizers	
5.2	Organic peroxides	
Class 6	Poison (Toxic), poison inhalation hazard, infectious substances	

6.1	Toxic materials	
6.2	Infectious substances	
Class 7	Radioactive	

Class 8	Corrosive materials	
Class 9	Miscellaneous hazardous materials	
Other	Dangerous	

D. Safety Data Sheets

1. Chemical manufacturers and importers are required to obtain or develop a safety data sheet (SDS) for each hazardous chemical they produce or import.
2. The SDS is to be included with the initial shipment of hazardous material and whenever the SDS has been updated.
3. Each SDS must be in English and contain the following 16 sections:
 - a. Section 1 - Identification
 - b. Section 2 - Hazard(s) identification
 - c. Section 3 - Composition/information on ingredients
 - d. Section 4 - First-aid measures
 - e. Section 5 - Fire-fighting measures
 - f. Section 6 - Accidental release measures
 - g. Section 7 - Handling and storage
 - h. Section 8 - Exposure controls/personal protection
 - i. Section 9 - Physical and chemical properties
 - j. Section 10 - Stability and reactivity
 - k. Section 11 - Toxicological information
 - l. Section 12 - Ecological information
 - m. Section 13 - Disposal considerations
 - n. Section 14 - Transport information
 - o. Section 15 - Regulatory information
 - p. Section 16 - Other information including date of preparation or last revision

Subject: Hazard Communication Program		EMUDPS-EHS-P025	
Date of Publication:	4/10/2015	Revision: 1	Page: 16 of 19

4. Chemical manufacturers can withhold chemical information (Trade Secrets) provided the required stipulations are met. Contact Environmental Health and Safety for assistance in dealing with Trade Secret Information.
5. Each EMU department receiving SDSs is required to maintain a copy within the department and send a copy to EHS.
6. An SDS is required for each hazardous chemical.
7. Departments must ensure the SDSs are readily accessible during each work shift. Electronic access and other alternatives to maintaining paper copies of the SDSs are permitted as long as no barriers to immediate employee access are created. SDSs are available at MSDSONline (www.msdsonline.com) using your EMU username and password.
8. The location of SDSs for a department must be communicated to the employees. The MIOSHA "SDS(s) For This Workplace Are Located At" posters can be used, please see Appendix A.
9. When an SDS is updated or revised, this information must be communicated to the affected employees. The MIOSHA "New or Revised SDS" poster can be used, please see Appendix B.

E. Chemical Inventory

1. **Each department must maintain a hazardous chemical inventory.** A hazardous chemical is defined as any chemical which is a health or physical hazard.
 - a. Health Hazards include the following
 - (1) Acute Toxicity
 - (2) Skin Corrosion/Irritation
 - (3) Respiratory or Skin Sensitization
 - (4) Germ Cell Mutagenicity
 - (5) Carcinogenicity
 - (6) Reproductive Toxicity
 - (7) Specific Target Organ Toxicity – Single Exposure
 - (8) Specific Target Organ Toxicity – Repeated Exposure
 - (9) Aspiration
 - (10) Simple Asphyxiants
 - b. Physical Hazards include the following:
 - (1) Explosives
 - (2) Flammable Aerosols
 - (3) Oxidizing Gases
 - (4) Gases Under Pressure
 - (a) Compressed Gases

Subject: Hazard Communication Program		EMUDPS-EHS-P025	
Date of Publication:	4/10/2015	Revision: 1	Page: 17 of 19

- (b) Liquefied Gases
- (c) Refrigerated Liquefied Gases
- (d) Dissolved Gases
- (5) Flammable Liquids
- (6) Flammable Solids
- (7) Self-Reactive Chemicals
- (8) Chemicals, which in contact with water, emit flammable gases
- (9) Pyrophoric Liquids (sodium, lithium metals)
- (10) Pyrophoric Solids (Potassium hydride, Lithium hydride)
- (11) Pyrophoric Gases (Silane, Phosphine)
- (12) Self-heating Chemicals
- (13) Oxidizing Liquids (nitric acid, chromic acid and sodium)
- (14) Oxidizing Solid (Potassium permanganate, chromate)
- (15) Organic Peroxides (Many fertilizers)
- (16) Corrosive to Metals
- (17) Combustible dusts (sugar, flour, grain)

2. The inventory shall include the following:

- a. Name of the Department
- b. Name of the individual(s) compiling the inventory
- c. Contact person(s) phone number
- d. Building and room number where the chemicals are located
- e. Date of the original inventory and the most recent revision date
- f. Name of the chemical/product
- g. Manufacturer of the chemical/product
- h. Quantity of the chemical on-site (the largest quantity of chemical stored in that location)
- i. SDS availability (yes/no) SDSs are available on-line at www.msdsonline.com using your EMU username and password.

3. Inventories should be updated at least annually and a copy submitted to Environmental Health and Safety.

4. Departments can also perform their inventories using the MSDSonline inventory feature. Contact EHS for additional information.

F. **Employee Information and Training**

1. Environmental Health and Safety conducts Safety Awareness and Hazard Communication Trainings providing the required general information for compliance with the Hazard Communication Standard. On-line training is also available.

2. Each Department must provide their employees with effective information and training on the hazardous chemicals in their work area.

Subject: Hazard Communication Program		EMUDPS-EHS-P025	
Date of Publication:	4/10/2015	Revision: 1	Page: 18 of 19

- a. This training must be provided at the time of the initial task assignment and whenever a new chemical hazard is introduced into the work area.
 - b. Employees must be made aware of the hazardous chemicals present and what the specific hazards are.
 - c. Employees must be informed of where the chemical inventory and safety data sheets are maintained for their work area.
 - d. Employees must be trained on the methods and observations used to detect the presence or release of a hazardous chemical. Examples include monitoring conducted for specific chemicals, continuous monitoring devices, visual appearance or odor of hazardous chemicals.
 - e. Employees must be advised of the physical and health hazards of the chemicals in the work area, including permissible exposure limits (PELs).
 - f. Measures employees can take to protect themselves from these hazards; including specific procedures the department has implemented to protect workers from exposure to hazardous chemicals. These measures include engineering controls, administrative work practices, personal protective equipment and emergency procedures.
 - g. Information on any secondary labeling systems used and SDSs must be provided.
3. Copies of the Michigan Right-To-Know Standard are available from Environmental Health and Safety or the State of Michigan website:
http://www.michigan.gov/documents/CIS_WSH_part_42__47164_7.pdf
 4. Copies of the EMU Hazard Communication Program are available from Environmental Health and Safety or at our website:
http://www.emich.edu/publicsafety/ehs/documents/emu_dps_ehs_hazard_communicati_on_program.pdf
 5. Each department must document the training provided to workers in their area. Either a sign in sheet or training documentation signature page will suffice.

G. Hazardous Non-Routine Tasks

Occasionally, employees must perform non-routine tasks. A non-routine task is a task which an employee is not normally required to perform (e.g., confined space entry). Prior to employees performing non-routine tasks, they must be provided with information regarding the hazards involved in the task. The information provided must include the specific chemical hazards, protective measures that can be taken to reduce the risks and measures the department has taken to reduce the hazards, including ventilation, respirators, the presence of another employee and emergency procedures.

Subject: Hazard Communication Program		EMUDPS-EHS-P025	
Date of Publication:	4/10/2015	Revision: 1	Page: 19 of 19

H. Informing Contractors and Other Non-EMU Employees

1. It is the responsibility of the department hiring/coordinating the work of the contractor to provide the contractor with information regarding the hazardous chemicals present at the work site. The contractor must be provided with the following:
 - a. Information regarding the hazardous chemicals present at the work site. This includes information on the secondary container labeling system and location of SDSs. SDSs are available from MSDSONline.
 - b. Information regarding the precautionary measures necessary to protect the contractor's employees from exposure to the hazards present on the work site. This includes any necessary emergency procedures.
2. The department hiring a contractor must obtain chemical information from the contractor, including SDSs whenever the work will expose/potentially expose Eastern Michigan University personnel to the chemical(s) used. The department hiring the contractor must keep the SDSs on file and provide a copy to Environmental Health and Safety.

VI. REFERENCES

- A. Department of Licensing and Regulatory Affairs, Michigan Occupational Safety and Health Administration (MIOSHA) General Industry Safety Standard Part 92. Hazard Communication
- B. Occupational Safety and Health Administration (OSHA) Hazard Communication Standard (29 CFR 1910.1200)
- C. United Nations Globally Harmonized System of Classification and Labelling of Chemicals (GHS), Revision 3

VII. APPENDICES

- A. Safety Data Sheet (SDS) Location(s) Poster
- B. Recently received or revised SDS Poster

VIII. APPROVALS

Kathryn Wilhoff, Director, Environmental Health and Safety

Date

IX. HISTORY

Rev	Changes
0	Original Program 1995
1	Complete update of program to incorporate Globally Harmonized System requirements

This Workplace Covered by the Michigan Right To Know Law



Employers must make available for employees in a readily accessible manner, Safety Data Sheets (SDS)* for those hazardous chemicals in their workplace.

Employees cannot be discharged or discriminated against for exercising their rights including the request for information on hazardous chemicals.

Employees must be notified and given direction (by employer posting) for locating Safety Data Sheets and the receipt of new or revised SDS(s).

*When the employer has not provided a SDS, employees may request assistance in obtaining SDS from the:

Michigan Department of Licensing and Regulatory Affairs
Michigan Occupational Safety & Health Administration
General Industry Safety & Health Division
(517) 322-1831
Construction Safety & Health Division
(517) 322-1856
www.michigan.gov/miosha
MIOSHA/CET #2105 (Rev. 01/13)



LARA

LICENSING AND REGULATORY AFFAIRS
CUSTOMER DRIVEN. BUSINESS MINDED.

SDS(s) For This Workplace Are Located At

Location(s)

Location(s)

Person(s) responsible for SDS(s)

Phone

LARA is an equal opportunity employer/program.

**As Required by the
Michigan
Right To
Know Law**



**TO BE POSTED THROUGHOUT THE
WORKPLACE NEXT TO THE SAFETY DATA SHEETS (SDS)
LOCATION POSTERS**

New or Revised SDS

New or Revised

Receipt Date

Posting Date

Location of New or
Revised SDS

New or Revised	Receipt Date	Posting Date	Location of New or Revised SDS
_____	_____	_____	_____
_____	_____	_____	_____
_____	_____	_____	_____
_____	_____	_____	_____
_____	_____	_____	_____
_____	_____	_____	_____
_____	_____	_____	_____
_____	_____	_____	_____



Michigan Department of Licensing and Regulatory Affairs
Michigan Occupational Safety & Health Administration
Consultation Education & Training Division
(517) 322-1809

Paid in part with
Federal OSHA funds.
MIOSHA/CET #2106 (Revised 01/13)

LARA is an equal opportunity employer/program.



For further information visit our website at:
www.michigan.gov/miosha