

# Plan B: What To Do When Technology Fails


Karen Hepner  
Eastern Michigan University

October 20, 2005



# Equipment Challenges

- Software not installed
- Network connection problems
- Projector break downs
- Programs not responding
- Hardware failures



# Student Challenges



- Absences
- Tardiness
- Not paying attention
- Not understanding
- Miscommunication

# Possible Options

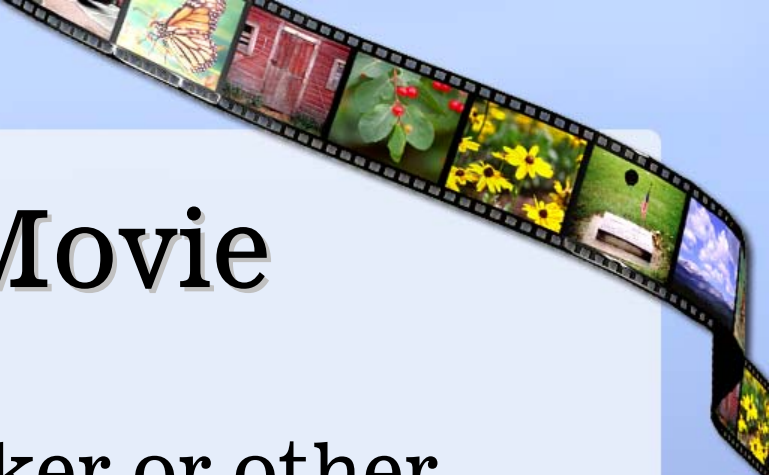

- Student assistants
- Handouts of detailed instructions
- Alternate assignments
- Troubleshooting Technology
- Video instructions
- Demonstration captures



# Videos and Captures

- Practice-run for lesson plan
- Back-up for technology failures
- Resource for students
- Reference and lesson for substitutes
- Consistency across classes





# Creating a Movie

- Use Windows Movie Maker or other available video editor
- Create screenshots of step-by-step instructions
- Convert screenshots into jpeg files
- Import into Movie Maker
- Add transitions, text, and sound

# Sample Video Clip



# Questions





# Resources

- *PowerPoint Principles for Education*  
[www.presentations.com](http://www.presentations.com), Copyright 2005, Ellen Finkelstein
- *Create Home Movies Effortlessly with Windows Movie Maker*  
[www.microsoft.com](http://www.microsoft.com), January 7, 2003
- *Macromedia Captivate 3 Information and Free Trial*  
[www.macromedia.com/software/contribute](http://www.macromedia.com/software/contribute)
- *International Society for Technology in Education*  
[www.iste.org](http://www.iste.org)