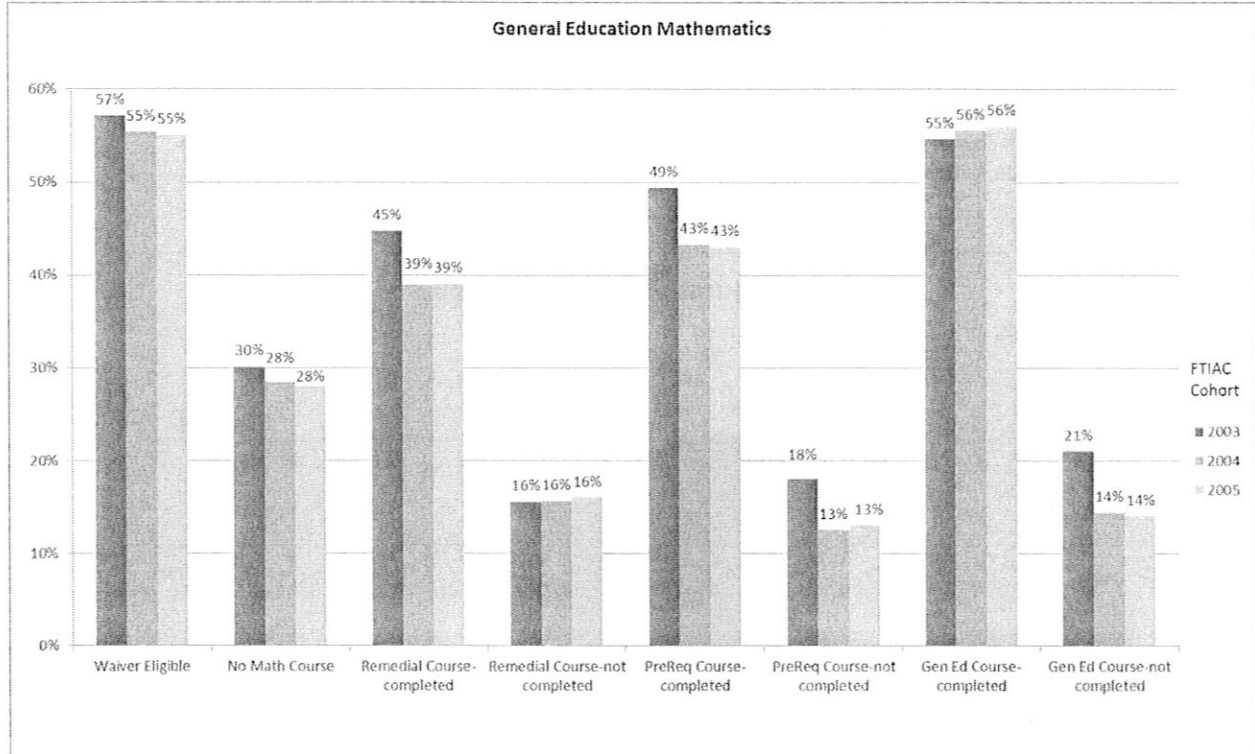


**Eastern Michigan University**  
 Impact of Attempting General Education Course Requirements in First Two Semesters  
 on Six-Year Graduation Rates



Math General Education Requirement	2003 Cohort				2004 Cohort				2005 Cohort			
	Total	Percent	#graduates in 6 years	6-Year Grad Rate	Total	Percent	#graduates in 6 years	6-Year Grad Rate	Total	Percent	#graduates in 6 years	6-Year Grad Rate
Waiver Eligible	406	16.4%	232	57.1%	417	18.3%	231	55.4%	397	17.3%	211	53.1%
No Math Course	1160	46.8%	349	30.1%	1065	46.7%	303	28.5%	1093	47.5%	335	30.6%
Remedial Course-Completed	152	6.1%	68	44.7%	113	5.0%	44	38.9%	95	4.1%	38	40.0%
Remedial Course-not Completed	45	1.8%	7	15.6%	32	1.4%	5	15.6%	28	1.2%	3	10.7%
PreReq Course-completed	164	6.6%	81	49.4%	111	4.9%	48	43.2%	154	6.7%	76	49.4%
PreReq Course-not completed	72	2.9%	13	18.1%	56	2.5%	7	12.5%	61	2.7%	8	13.1%
GenEd Course-completed	399	16.1%	218	54.6%	369	16.2%	205	55.6%	372	16.2%	219	58.9%
GenEd Course-not completed	81	3.3%	17	21.0%	118	5.2%	17	14.4%	101	4.4%	20	19.8%
<b>Total Cohort</b>	<b>2,479</b>	<b>100.0%</b>	<b>985</b>	<b>39.7%</b>	<b>2,281</b>	<b>100.0%</b>	<b>860</b>	<b>37.7%</b>	<b>2,301</b>	<b>100.0%</b>	<b>910</b>	<b>39.5%</b>

Students who begin the process of meeting the mathematics general education requirement during their first two terms at EMU by taking and successfully completing whatever math course their ACT or math placement test results indicate is required have higher graduation rates than the cohort overall rates.

**Eastern Michigan University**  
**Impact of Attempting General Education Course Requirements in First Two Semesters**  
**on Six-Year Graduation Rates**

**Term Definitions:**

Waiver Eligible-Students earned ACT or SAT score exempting them from the course requirement (English waiver: 29+ ACT or 640+ SAT; math waiver: 23+ ACT or 580+ SAT)

No Course-Student not eligible for a waiver and did not enroll in any of the course types defined below

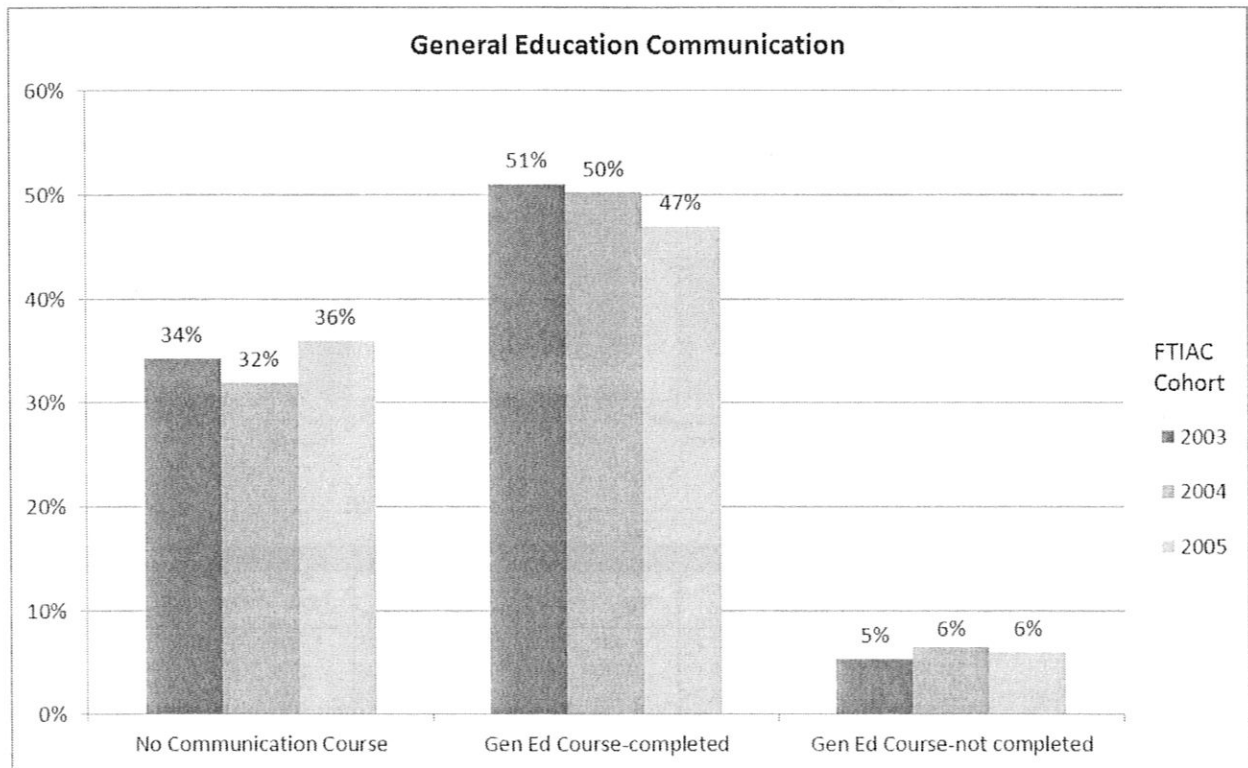
Remedial Course- Course required based on math placement test score (MATH 097, 098)

PreReq Course-Course required prior to general education course either based on ACT or SAT score or math placement test score (ENGL 120 or MATH 104, 105, 107,108)

Gen Ed Course-Course that fulfills general education requirement (ENGL 121, or CTAS 121, 124, or MATH 109, 110, 118-122, 170)

Completed-Grade earned in course of D- or higher

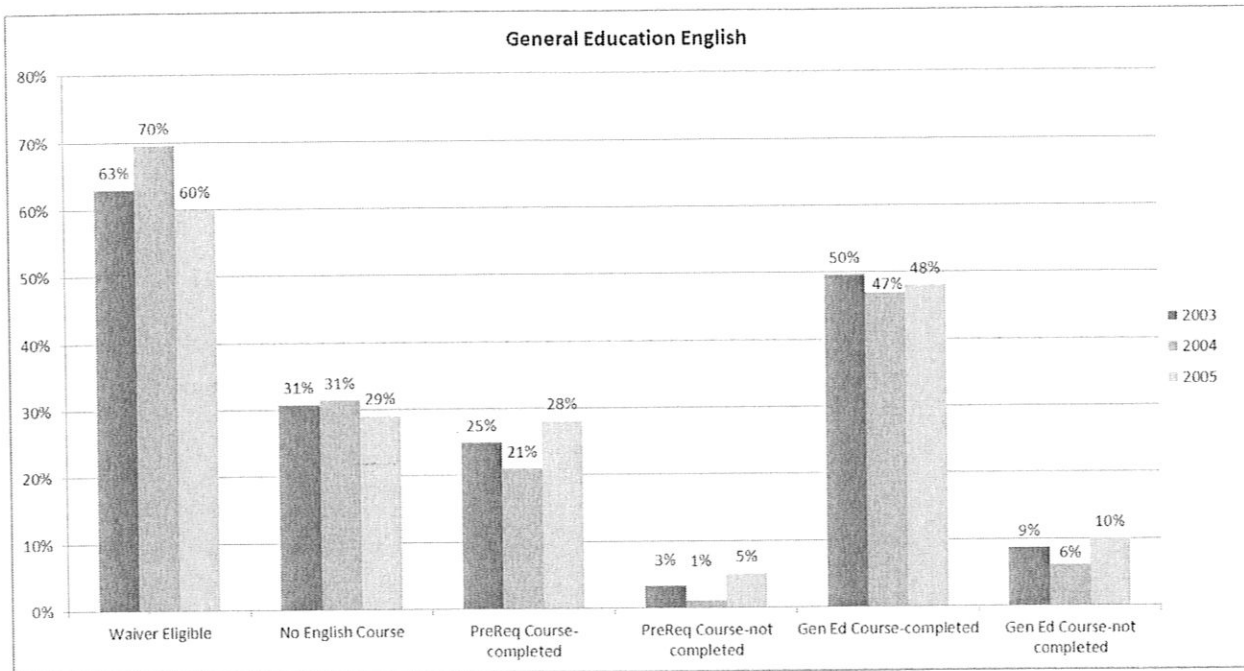
Not Completed-Failing grade, withdraw or incomplete



Communication General Education Requirement	2003 Cohort				2004 Cohort				2005 Cohort			
	Total	Percent	#graduates in 6 years	6-Year Grad Rate	Total	Percent	#graduates in 6 years	6-Year Grad Rate	Total	Percent	#graduates in 6 years	6-Year Grad Rate
No Communication Course	1418	57.2%	486	34.3%	1301	57.0%	415	31.9%	1178	51.2%	422	35.8%
Gen Ed Course-completed	968	39.0%	494	51.0%	872	38.2%	438	50.2%	1023	44.5%	482	47.1%
Gen Ed Course-not completed	93	3.8%	5	5.4%	108	4.7%	7	6.5%	100	4.3%	6	6.0%
<b>Total Cohort</b>	<b>2,479</b>	<b>100.0%</b>	<b>985</b>	<b>39.7%</b>	<b>2,281</b>	<b>100.0%</b>	<b>860</b>	<b>37.7%</b>	<b>2,301</b>	<b>100.0%</b>	<b>910</b>	<b>39.5%</b>

Students who attempt and successfully complete the communication general education requirement in their first two semesters at EMU graduate at higher rates than those who do not attempt the course.

**Eastern Michigan University**  
**Impact of Attempting General Education Course Requirements in First Two Semesters**  
**on Six-Year Graduation Rates**



English General Education Requirement	2003 Cohort				2004 Cohort				2005 Cohort			
	Total	Percent	#graduates in 6 years	6-Year Grad Rate	Total	Percent	#graduates in 6 years	6-Year Grad Rate	Total	Percent	#graduates in 6 years	6-Year Grad Rate
Waiver Eligible	108	4.4%	68	63.0%	105	4.6%	73	69.5%	152	6.6%	91	59.9%
No English Course	484	19.5%	149	30.8%	417	18.3%	131	31.4%	439	19.1%	126	28.7%
PreReq Course-completed	201	8.1%	50	24.9%	153	6.7%	32	20.9%	134	5.8%	38	28.4%
PreReq Course-not completed	91	3.7%	3	3.3%	92	4.0%	1	1.1%	56	2.4%	3	5.4%
Gen Ed Course-completed	1410	56.9%	699	49.6%	1299	56.9%	610	47.0%	1315	57.1%	631	48.0%
Gen Ed Course-not completed	185	7.5%	16	8.6%	215	9.4%	13	6.0%	205	8.9%	21	10.2%
<b>Total Cohort</b>	<b>2,479</b>	<b>100.0%</b>	<b>985</b>	<b>39.7%</b>	<b>2,281</b>	<b>100.0%</b>	<b>860</b>	<b>37.7%</b>	<b>2,301</b>	<b>100.0%</b>	<b>910</b>	<b>39.5%</b>

Students who successfully complete the English general education course in the first two semesters at EMU graduate at higher rates than those who do not take an English course. Students who only attempt ENGL 120 have lower graduation rates. For students who are required to take both ENGL 120 and ENGL 121, both must be successfully completed in the first two terms in order to positively impact graduation rates.

For all three general education requirements, communication, math and English, students who do not successfully complete the courses are at risk. They graduate at much lower rates than the cohort averages.