



Typical Laboratory Glassware




Beaker



Buret and Stand




Volumetric Flask




Graduated Cylinder



Crucible Tongs



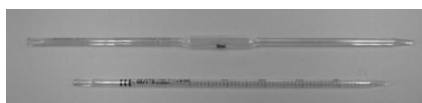
Erlenmeyer Flask



Test Tubes and Test Tube Rack




Wash Bottle



Volumetric Pipet
Graduated Pipet



Bunsen Burner




Ring Stand




Funnel



Spatula



Watch Glass



Test Tube Clamp



Stirring Rod



Medicine Dropper



Tweezers