



EASTERN

MICHIGAN UNIVERSITY

Education First

ALUMNI SURVEY

2011

EASTERN MICHIGAN UNIVERSITY

2011 Alumni Survey Executive Summary

About the Survey:

The 2011 EMU Alumni Survey was conducted in March 2011 on EMU students who graduated during the calendar year of 2009. The Alumni Survey was revised from an older version of the 2004-05 EMU Alumni Survey to better fit the current interests of EMU. The Alumni Survey was intended to seek information about students' education and career pursuits, and their college experiences at EMU. The survey consisted of seven sections asking about students' current status or their satisfaction toward EMU: (1) Educational Experiences, (2) Jobs and Careers, (3) College Experience, (4) Academic Programs, (5) Competency and Skills, (6) Student Services, and (7) Alumni Participation.

Methodology:

Alumni who graduated in the winter through the fall semesters of 2009 were identified as the target group for this survey. A total of 4525 alumni were identified as the target group with 3145 (or 70%) undergraduate and 1380 (30%) graduate students.

The survey was administered online by sending email invitations to alumni. Each email was sent with a unique link to the survey and each respondent was linked to their records in the IRIM data warehouse. One invitation and two reminders were sent out at two-week intervals during the two-month period, from March 16, 2011 through April 31, 2011. The sampling error for the total university is $\pm 3.9\%$ and up to 11% for each college with a 95% confidence interval.

Demographics:

There were 543 respondents or a 12% response rate, with 296 (55%) undergraduate respondents and 247 (45%) graduate respondents.

The following is a summary table of the respondents by college.

	N	Total	%
All Respondents	543	4525	12%
College of Arts and Sciences	205	1343	12%
College of Business	85	459	11%
College of Education	96	464	12%
College of Health and Human Services	71	477	10%
College of Technology	69	333	15%

Summary of Findings:

1. Educational pursuit: After graduating from EMU, 27% (or 77 respondents) of undergraduate and 21% (or 50 respondents) of graduate students reported to have received another degree or were currently enrolled in another educational program since graduation.
2. The job placement rate is 93%. This number was calculated by considering those who are employed full-time (62%), employed part-time (10%), self-employed (2%), employed and continuing education (6%), temporarily employed (3%) and volunteering (1%) as “employed.” Those who are continuing education full-time and part-time (4%), and caring for home and family (2%) were excluded since they are “not seeking employment.”
3. Job search: Among those who are currently employed (a total of 390 respondents), 37% held or secured the job before graduation, 26% landed a job within 6 months, 10% took 7-12 months, 11% spent more than one year, and 16% were not seeking employment after graduation.
4. College fund: The major source of college fund of EMU alumni was mostly from student loans (61%). Other sources included employment reimbursement (41%), savings of parents or relatives (34%), personal savings (30%) and scholarships/grants (30%).
5. Academic programs: Overall speaking, 87% of alumni reported to be “very satisfied” or “satisfied” with their major; among those, the College of Education showed the highest satisfaction and the College of Business showed the lowest. Among all respondents, 93% felt that EMU prepared them “very well,” “well” or “adequately” for continuing their education and 89% felt the same way toward EMU for preparing their present occupation.
6. Academic advising: The top three most satisfied categories of academic programs are variety of general education courses (93%), quality of courses in their major (92%), and results of graduation audit (92%). The top three least satisfied categories of academic programs are information provided about internships, practicum, co-op experiences or career choices (53%), opportunities to discuss career choices with faculty members (65%), and effectiveness of academic advising in general education (68%).
7. Development of skills: Respondents rated their growth of the following skill areas at EMU as “very satisfied” or “satisfied”: (1) Appreciation of diversity (71%), (2) Problem-solving skills (71%), and (3) Interpersonal communication skills (70%). The top three least satisfied skill areas were: (1) Library research skills (55%), (2) Leadership skills (57%), and (3) Computer skills (58%).
8. Student services: For those who reported to be eligible to use career services, on-campus job fairs was most commonly used by respondents (31%), then career planning services (21%) or resume critique or interview advising (21%).

9. Student services: For other student services, between 80% and 95% of the respondents did not know about or use the services from Ombudsman, disability resource, and the international student services. Around 70% to 75% of students did not know about or use the services from residence hall living and academic support services.

Organization of this Report:

This report is divided into four parts:

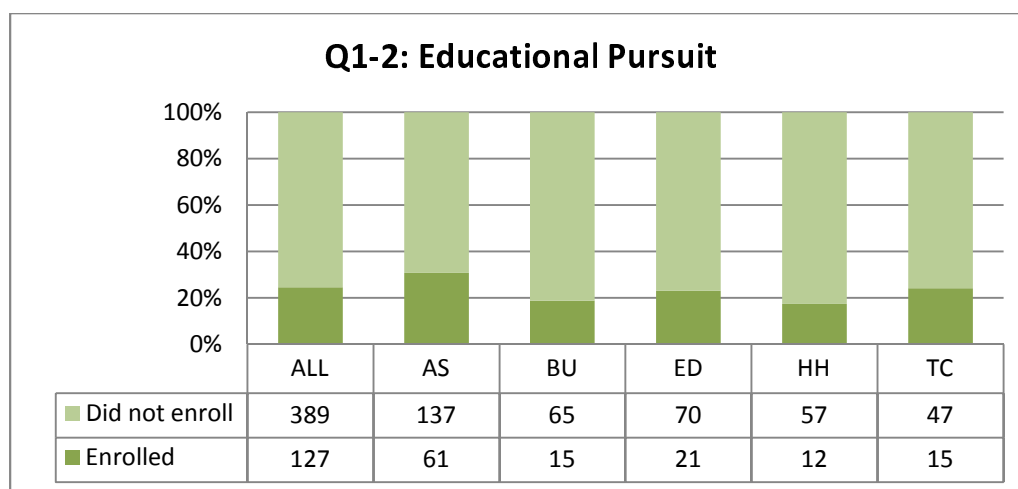
1. Report on survey results for each section of the survey
 - a. Results of the entire university
 - b. Results of college comparison
 - c. Summary of student comments
2. Frequencies of responses
3. Paper version of the survey

Results of the Survey

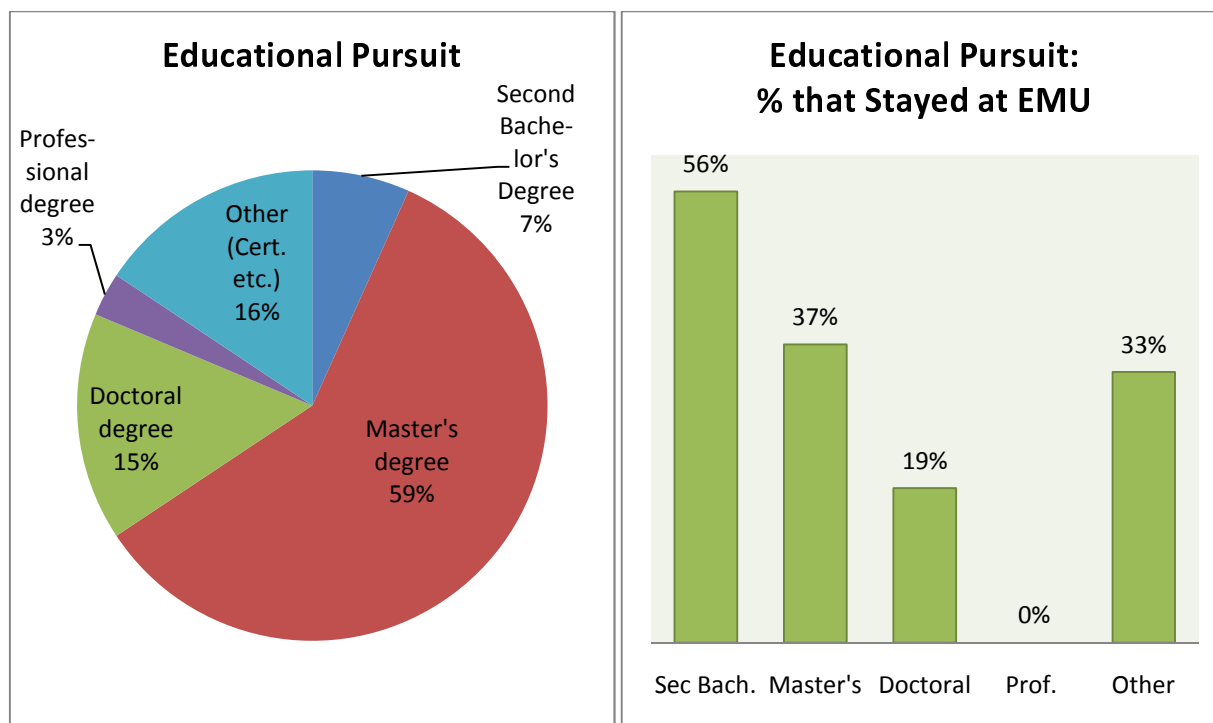
Following are the results of general questions retrieved from each section with comparison among colleges. Note that the reported results are based on those who responded to the survey. Thus, it only reflects the sample itself and may not represent the actual distribution of the population.

I. Educational Experiences: Educational Pursuit after Graduation

This section of the survey asked alumni to provide information on their educational pursuit after graduation. Twenty-seven percent (or 77 respondents) of undergraduate and 21% (or 50 respondents) of graduate students reported to have received another degree or were currently enrolled in another educational program since graduation. Among those who pursued further in education, 7% reported being in Second Bachelor's programs, 60% in Master's programs, 16% in Doctoral programs, 3% in Professional Degree programs and 16% in Certificate programs. Additionally, for those who pursued a Second Bachelor's degree, 56% were at EMU; 37% of those who continued with a Master's degree chose EMU; and 33% of those certificate students worked on their certificate programs at EMU.



The results indicated that most of the alumni (75%) do not pursue further education after graduation. It implied that most students would be very interested in the employment markets while obtaining their degrees at EMU.



II. Jobs and Careers

This section of the survey asked about the information of alumni's employment, salary and their search of jobs. About 83% of alumni reported to be employed, including 62% employed full-time, 10% employed part-time, 2% self-employed, 6% employed and were continuing their education, 3% temporarily employed and 1% as volunteering. The respondents who are not employed were primarily doing the following: continuing their education as full-time or part-time students (4%), caring for home and family (2%), and looking for work (10%).

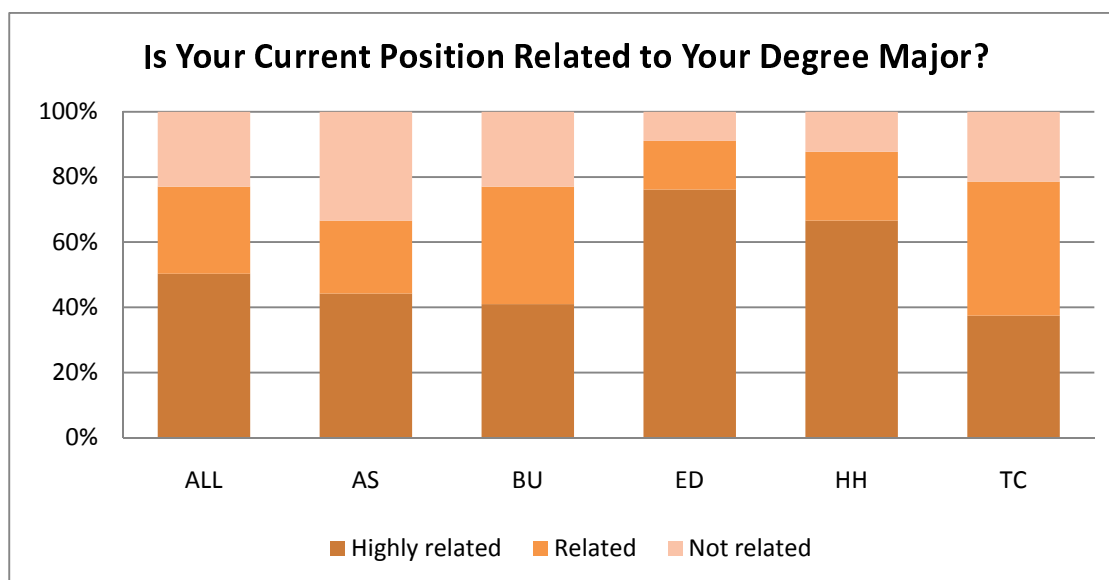
Q2-1: Which of the following best describes what you are primarily doing?

Employed full time	318	62%
Employed part time	49	10%
Self-employed	10	2%
Employed and continuing education	29	6%
Temporarily employed	16	3%
Volunteering	4	1%
Continuing education full time or part time	21	4%
Caring for home and family	10	2%
Looking for work	53	10%
Other	5	1%
Total	515	100%

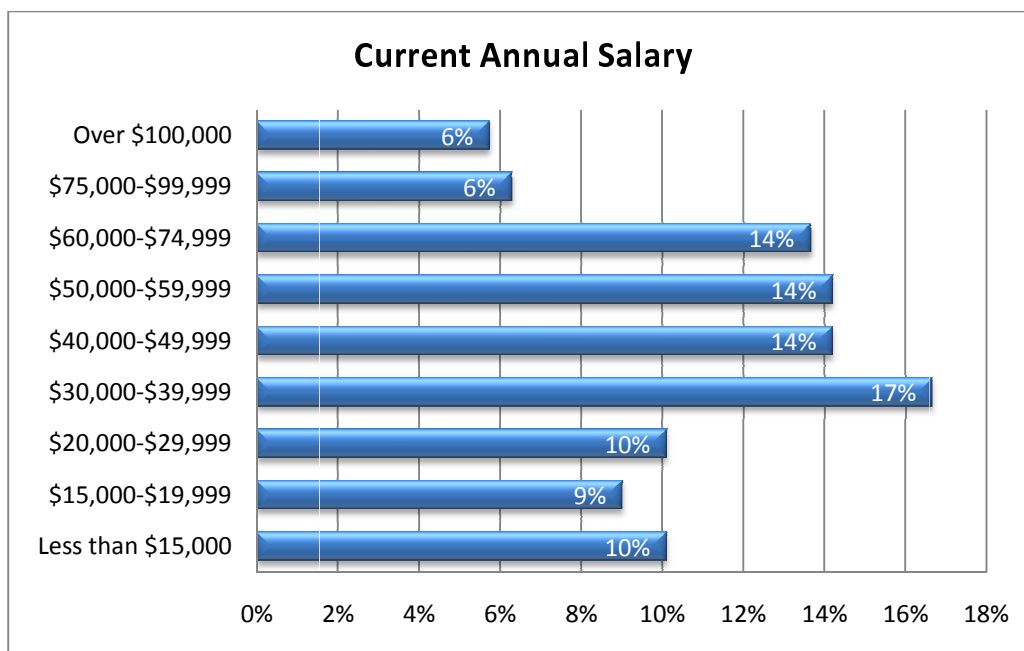
Among those who are currently employed (a total of 390 respondents), 27% were employed before studying at EMU, 23% found their current jobs through social networking, 17% were through online job boards, 7% were through employment ads in journals or newspapers, 4% were through internship programs or student teaching while at EMU, and 4% were through EMU job fairs or EMU recruiting site.

Among those who are currently employed (n=390), 37% held or secured the job before graduation, 26% landed a job within 6 months, 10% took 7-12 months, 11% spent more than one year, and 16% were not seeking employment after graduation.

Seventy-seven percent of alumni reported that their current position was “highly related” or “related” to their degree major. Comparison among colleges showed that the highest percent of alumni from the College of Education reported that their current position is related to degree major, and the highest percent of alumni from the College of Arts and Sciences reported that their position and major are not related.



Twenty-seven percent of respondents reported that their current annual salary was between \$20,000 and \$40,000. Fifty-two percent of respondents reported to have an annual salary between \$40,000 and \$75,000. Twelve percent of respondents reported that their annual salary was over \$75,000. Comparing those with a salary over \$75,000, most of them were from the College of Technology (30%), and only 9% were from the College of Business.



III. College Experiences

The section of college experiences asked alumni their attitudes toward EMU, how they funded their education, and their employment and residential status while at EMU.

A total of 64% of students used either personal savings or funds from parents, spouse or relatives as the major source of their college fund. Sixty-one percent used student loans as their major source, 41% used off-campus employment, and 30% were majorly based on scholarships.

Q3-1: Please indicate the major source of fund for your college education.

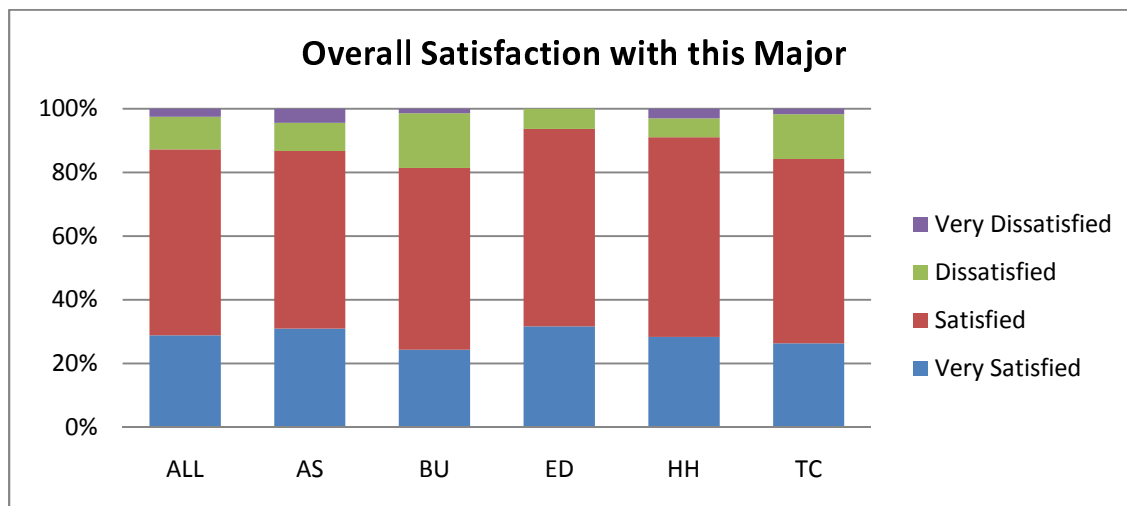
Student loans	233	61%
Off-campus employment	151	41%
Parents, spouse or relatives	126	34%
Personal savings	108	30%
Scholarships/grants	103	30%
On-campus employment	35	11%

Most graduates (42%) reported that they were working full-time during the last year while attending EMU and 15% were not working during the last year.

While taking classes at EMU, 64% lived in residence halls for less than one year and 7% lived for more than 3 years. Most students (28%) commuted to school for four years or more.

IV. Academic Programs

In this section, graduates were asked about their attitudes toward EMU and the academic programs of their degree. Overall speaking, 87% of alumni reported to be “very satisfied” or “satisfied” with their major; among those, the College of Education showed the highest satisfaction and the College of Business showed the lowest. 93% felt that EMU prepared them “very well,” “well” or “adequately” for continuing their education and 89% felt the same way toward EMU for preparing their present occupation.

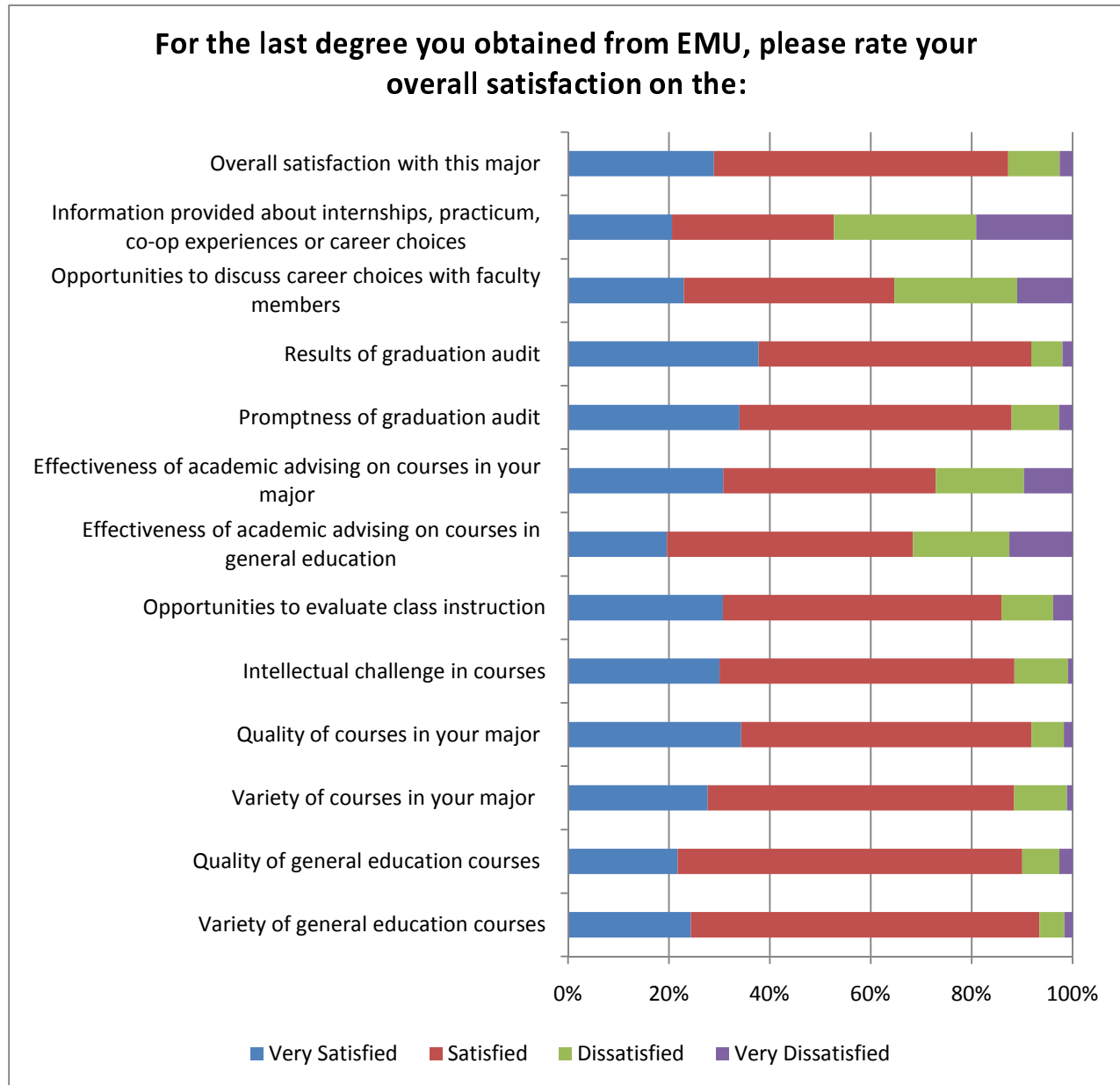


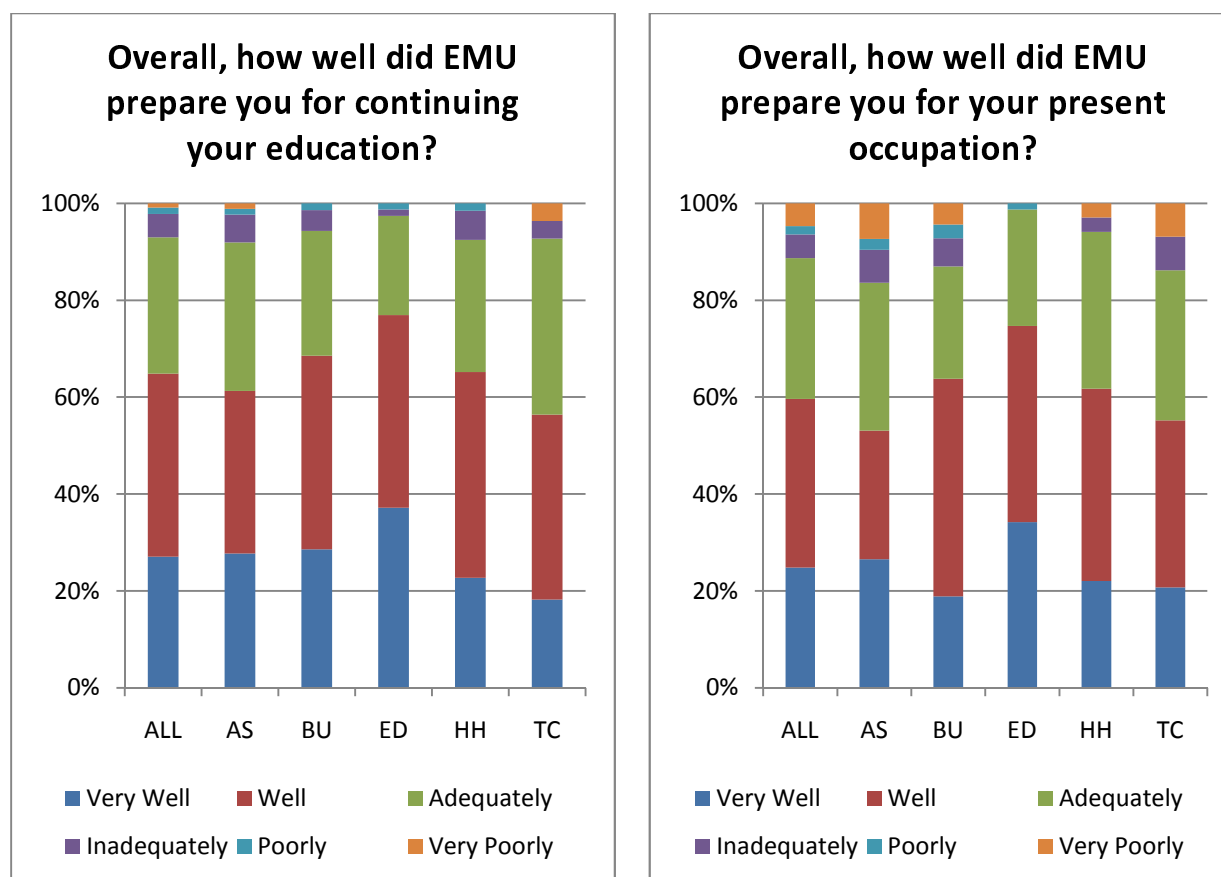
Q4-1: For the last degree you obtained from EMU, please rate your overall satisfaction on the:

Top 3 highest satisfaction		Satisfied or very satisfied
Variety of general education courses	357	93%
Quality of courses in your major	431	92%
Results of graduation audit	416	92%
Top 3 lowest satisfaction		
Information provided about internships, practicum, co-op experiences or career choices	215	53%
Opportunities to discuss career choices with faculty members	271	65%
Effectiveness of academic advising in general education	251	68%
Overall satisfaction with this major		411 87%

From the results of this section, it indicates that students are somewhat dissatisfied with the career opportunities or internship information provided by EMU. This could be due to the limited

advertisement sent out from academic advising and career services and students may not be aware of the career-related events or information from EMU. Another reason could be the resources and opportunities provided by career services may not be as efficient or sufficient as needed. This information could be further examined by students' responses to the services provided by EMU.





V. Competency and Skills

Q5-14: Please rate how important are the following skill areas to your career and your level of satisfaction concerning your growth of these areas while at EMU:

	Very important or important	Very satisfied or satisfied
Overall competency required for my career	92%	55%

This section provided information of alumni's rating of importance and satisfaction level of their development of competency and skills while attending EMU. The top three most important skills ranked by the respondents were in the order of: (a) interpersonal communication skills, (b) problem-solving skills, and (c) overall competency required by career. The top three skill areas which students were most satisfied with their growth at EMU were: (a) appreciation of diversity, (b) problem-solving skills, and (c) interpersonal communication skills.

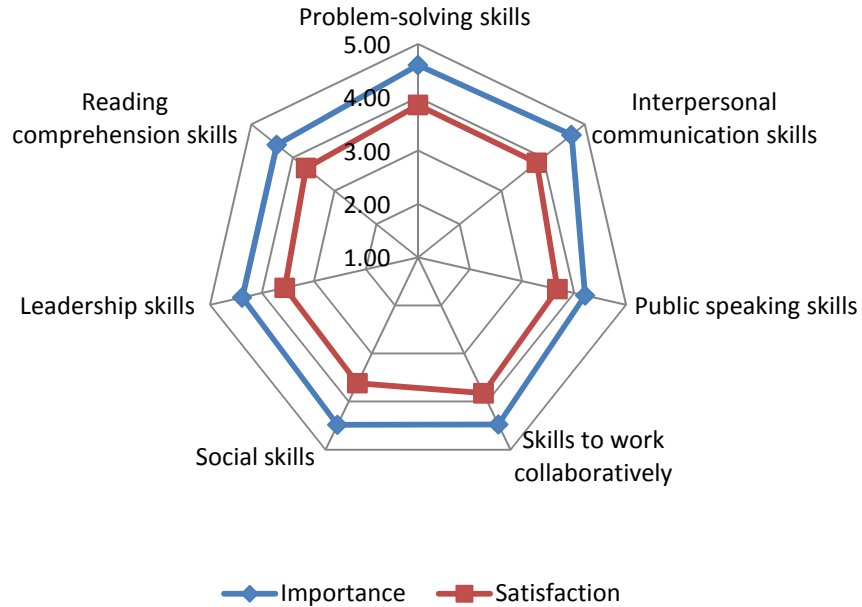
The top three most/least important skills ranked by the respondents were listed below, followed by the top three most/least satisfied skill areas. A more detailed analysis regarding the discrepancies between the importance and satisfaction ratings is provided in the next section of this summary.

Q5-1: Please rate how important are the following skill areas to your career and your level of satisfaction concerning your growth of these areas while at EMU:

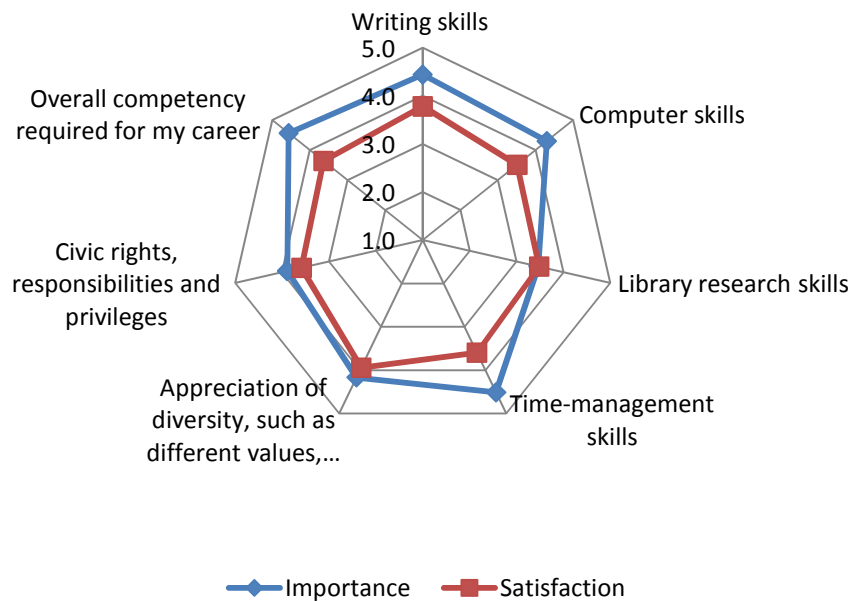
Top 3 most important	Important or very important
interpersonal communication skills	95%
problem-solving skills	92%
overall competency required by career	92%
Top 3 least important	
library research skills	52%
civil rights, responsibilities and privileges	69%
appreciation of diversity	77%
Top 3 most satisfied	Satisfied or very satisfied
appreciation of diversity	71%
problem-solving skills	71%
interpersonal communication skills	70%
Top 3 least satisfied	
library research skills	55%
leadership skills	57%
computer skills	58%

The analysis of importance and satisfaction level could indicate whether students' expectations of the growth of the skills were met. The closer the importance level is to the satisfaction level, the closer EMU met the expectations of the alumni. If the difference between the two was large, it signifies an urgent need for improvements. The items used a Likert scale which ranged from "Very" (5) to "Not at all" (1) of importance and satisfaction scales. The ratings from the Likert scale were then calculated for the mean difference between the two scales.

Please rate how important are the following skill areas to your career and your level of satisfaction concerning your growth of these areas while at EMU. (1/2)



Competency and Development of Skills (2/2)

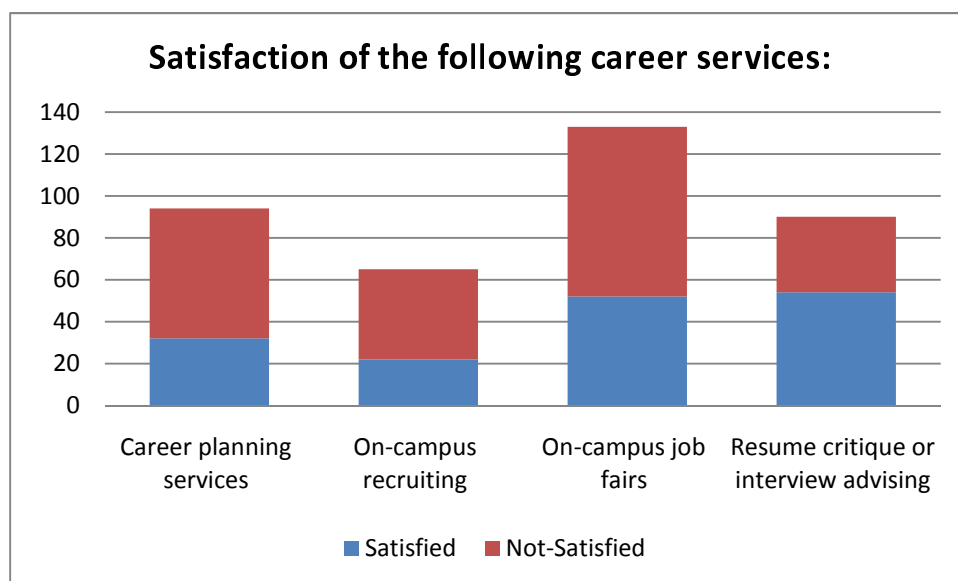


The largest gaps occurred on the (a) time-management skills, (b) overall competency, (c) social skills, (d) interpersonal communication skills and (e) leadership skills. If aggregating ratings of “very important (satisfied)” and “important (satisfied),” 90% of graduates think time-management skills were important but only 59% were satisfied about the development of such skills at EMU. Ninety-two percent of graduates consider overall competency as important, and only 65% were satisfied with their growth in this area. Eighty-nine percent of respondents considered social skills as important and only 62% were satisfied about their development on this skill.

The analysis showed that the expectations of graduates were met for the library research skills. However, their expectations toward time-management skills, overall competency and social skills were not met, and would require future attention on the development of these skills.

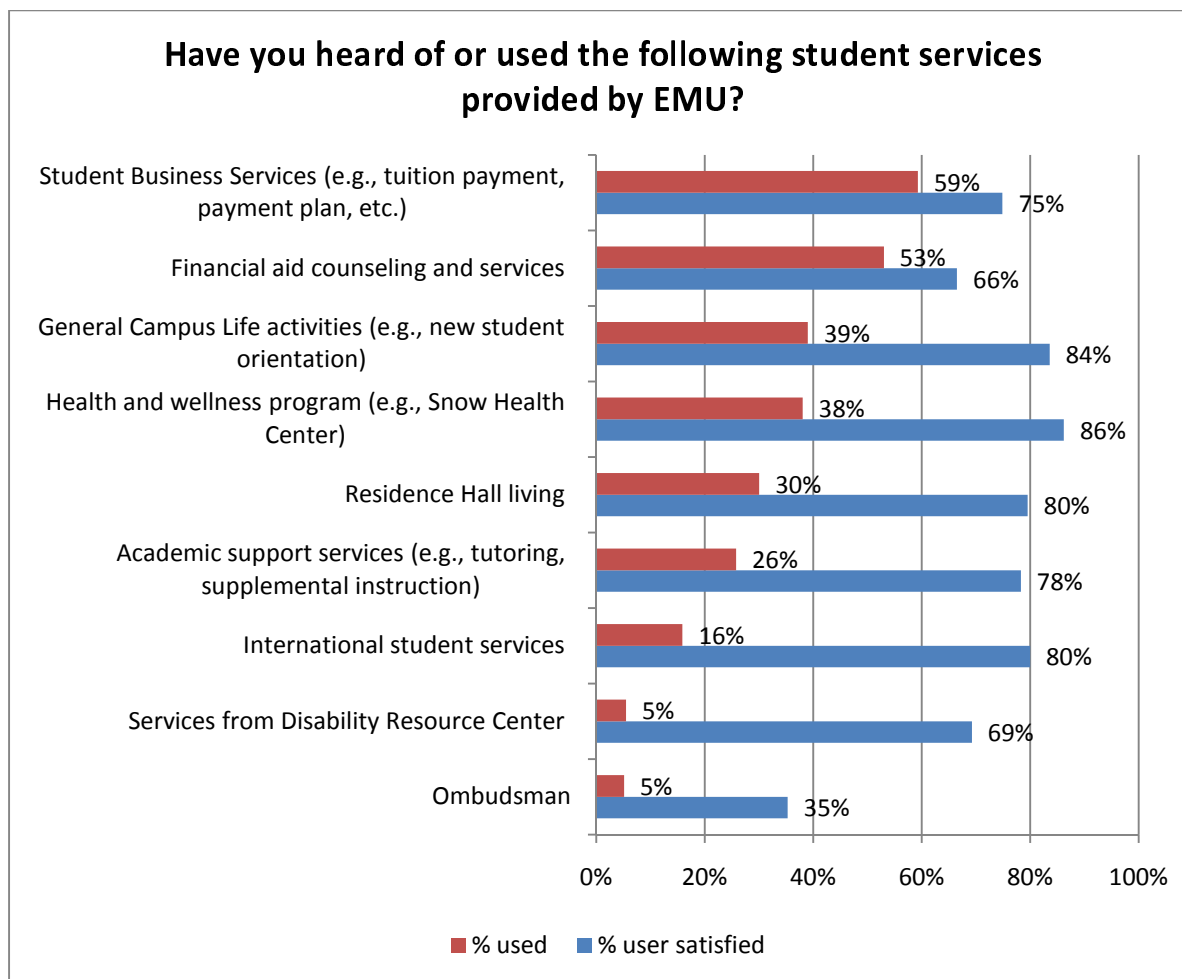
VI. Student Services and Activities:

In this section, students were asked to rate their experiences with career services, student services and student groups or activities. The ratings included “used it and was satisfied,” “used it but not satisfied,” “heard of it but never used it,” “have not heard of it,” and “not applicable.” For those who reported to be eligible to use the career services, on-campus job fairs were most commonly used by respondents (31%), then career planning services (21%) or resume critique or interview advising (21%). Twenty-seven percent of respondents have used at least one type of career services before, 22% have heard of it but never used any, and 11% have never heard of any events or services provided by EMU.



For student services, between 80% and 95% of respondents did not know about or use the services from Ombudsman, disability resource, and the international student services. Around 70% to 75% of respondents did not know about or use the services from residence hall living and academic support services. These services may need future advertisement of their services for students to participate.

Among those who had used each student service, more than 80% of respondents were satisfied with the health and wellness program, general campus life activities, and residence hall living and international student services. However, only 35% of respondents were satisfied with the Ombudsman office, and around 65% to 70% of students were satisfied with services from disability resource, and financial aid counseling and services.



Students' experiences of student groups or activities showed that most students (between 80% and 95%) have not heard or used the following groups/activities: fraternity/sorority, student government or other leadership experiences, intercollegiate athletics, intramural sports, and religious groups.

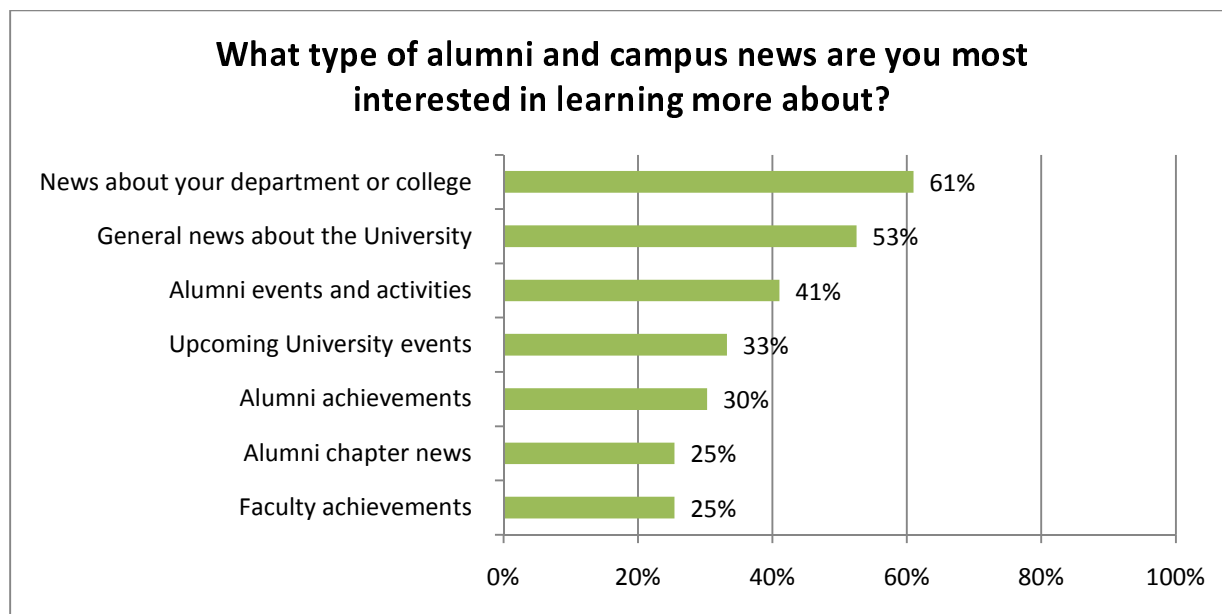
VII. Alumni Participation

In this section of the survey, alumni were asked about their level of participation in alumni activities and the types of information they expect from the Alumni Association Office.

Sixty-four percent mentioned that they would be interested in knowing more about the programs.

Sixty-one percent would like to receive alumni and campus news updates monthly or quarterly, and 67% would like to receive it electronically.

Respondents are mostly interested in news of their own department or college, or general news about the university; they are least interested in the news about donors' backgrounds or athletics.



Seventy percent reported to have maintained contact with their classmates or other alumni, 46% maintained contact with faculty members, and 15% maintained contact with administrators or campus personnel.

Eastern Michigan University
2011 Alumni Survey

Demographics

		All Respondent		College of Arts and Sciences		College of Business		College of Education		College of Health and Human Services		College of Technology	
		RESP	Total	RESP	Total	RESP	Total	RESP	Total	RESP	Total	RESP	Total
LEVL_CODE	UG	296	3145	126	1343	42	459	38	464	39	477	44	333
		55%	70%	61%	79%	49%	62%	40%	56%	55%	70%	64%	72%
	GR	247	1380	79	367	43	283	58	358	32	200	25	127
		45%	30%	39%	21%	51%	38%	60%	44%	45%	30%	36%	28%
Total		543	4525	205	1710	85	742	96	822	71	677	69	460
		12%	100%	12%	100%	11%	100%	12%	100%	10%	100%	15%	100%
GENDER	Male	219	1776	83	701	36	398	26	162	18	158	51	317
		40%	39%	40%	41%	42%	54%	27%	20%	25%	23%	74%	69%
	Female	324	2749	122	1009	49	344	70	660	53	519	18	143
		60%	61%	60%	59%	58%	46%	73%	80%	75%	77%	26%	31%
Total		543	4525	205	1710	85	742	96	822	71	677	69	460
ETHNICITY	Amer Indian or Alaskan Native	3	16	1	5	0	5	1	5	0	0	1	1
		1%	0%	0%	0%	0%	1%	1%	1%	0%	0%	1%	0%
	Asian	37	308	9	84	15	128	1	16	2	35	10	43
		7%	7%	4%	5%	18%	17%	1%	2%	3%	5%	14%	9%
	Black Non-Hispanic	57	561	17	234	8	80	13	83	9	91	7	48
		10%	12%	8%	14%	9%	11%	14%	10%	13%	13%	10%	10%
	Hispanic	12	103	3	38	7	17	1	12	1	27	0	9
		2%	2%	1%	2%	8%	2%	1%	1%	1%	4%	0%	2%
	Not Reported	29	290	11	120	7	57	3	36	3	37	4	32
		5%	6%	5%	7%	8%	8%	3%	4%	4%	5%	6%	7%
	Pacific Islander	1	5	0	0	0	1	0	2	0	1	1	1
		0%	0%	0%	0%	0%	0%	0%	0%	0%	0%	1%	0%
	White Non-Hispanic	403	3239	164	1228	48	454	76	667	56	486	46	325
		74%	72%	80%	72%	56%	61%	79%	81%	79%	72%	67%	71%
	Would Not Disclose	1	2	0	1	0	0	1	1	0	0	0	0
		0%	0%	0%	0%	0%	0%	1%	0%	0%	0%	0%	0%
Total		543	4525	205	1710	85	742	96	822	71	677	69	460
MOST-RECENT DEGREE/CERTIFICATE	Bachelor's	248	2559	112	1161	42	459	7	88	37	458	43	324
		46%	57%	55%	68%	49%	62%	7%	11%	52%	68%	62%	70%
	Certificate	67	690	19	208	4	33	33	381	10	56	1	12
		12%	15%	9%	12%	5%	4%	34%	46%	14%	8%	1%	3%
	Master's	212	1240	68	329	39	250	47	332	24	163	24	121
		39%	27%	33%	19%	46%	34%	49%	40%	34%	24%	35%	26%
	Specialists	5	13	0	0	0	0	5	13	0	0	0	0
		1%	0%	0%	0%	0%	0%	5%	2%	0%	0%	0%	0%
	Doctoral	11	23	6	12	0	0	4	8	0	0	1	3
		2%	1%	3%	1%	0%	0%	4%	1%	0%	0%	1%	1%
Total		543	4525	205	1710	85	742	96	822	71	677	69	460

RESP: respondents

Eastern Michigan University
2011 Alumni Survey

Section I. Educational Experiences:

A1: What degree or certificate did you obtain from EMU?

	ALL		AS		BU		ED		HH		TC	
Bachelor's	344	66%	134	67%	55	68%	55	60%	47	68%	44	69%
Master's	218	42%	71	36%	37	46%	52	57%	26	38%	23	36%
Doctoral	9	2%	5	3%	0	0%	3	3%	0	0%	1	2%
Teacher's Certificate	33	6%	9	5%	0	0%	22	24%	1	1%	1	2%
Post Bachelor's or Post Master's Program	29	6%	7	4%	6	7%	10	11%	4	6%	2	3%
Other	7	1%	0	0%	1	1%	4	4%	1	1%	1	2%
Total	522	100%	199	100%	81	100%	92	100%	69	100%	64	100%

A2: Have you enrolled in any educational program since you graduated from EMU?

Enrolled	127	24%	61	31%	15	19%	21	23%	12	17%	15	23%
Did not enroll	389	75%	137	69%	65	80%	70	76%	57	83%	47	73%
Total	516	100%	198	100%	80	100%	91	100%	69	100%	62	100%

A3: Please indicate your educational pursuit after you graduated from EMU.

Second Bachelor's	Degree received	4	3%	2	3%	0	0%	1	5%	0	0%	1	6%
	Currently enrolled at EMU	5	4%	5	8%	0	0%	0	0%	0	0%	0	0%
		5	4%	5	8%	0	0%	0	0%	0	0%	0	0%
Master's degree	Degree received	16	12%	2	3%	3	20%	8	38%	1	8%	2	12%
	Currently enrolled at EMU	63	48%	30	49%	7	47%	8	38%	8	67%	7	41%
		29	22%	12	20%	3	20%	5	24%	2	17%	6	35%
Doctoral degree	Degree received	1	1%	1	2%	0	0%	0	0%	0	0%	0	0%
	Currently enrolled at EMU	20	15%	13	21%	0	0%	3	14%	1	8%	3	18%
		4	3%	0	0%	0	0%	2	10%	1	8%	1	6%
Professional degree (etc.)	Degree received	1	1%	1	2%	0	0%	0	0%	0	0%	0	0%
	Currently enrolled at EMU	3	2%	2	3%	0	0%	0	0%	0	0%	1	6%
		0	0%	0	0%	0	0%	0	0%	0	0%	0	0%
Other (Cert. etc.)	Degree received	4	3%	4	7%	0	0%	0	0%	0	0%	0	0%
	Currently enrolled at EMU	17	13%	7	11%	4	27%	2	10%	3	25%	1	6%
		7	5%	3	5%	1	7%	2	10%	1	8%	0	0%
Total		130	100%	61	100%	15	100%	21	100%	12	100%	17	100%

Section II. Jobs and Careers

B1: Which of the following best describes what you are primarily doing?

Employed full time	318	62%	108	55%	48	60%	59	65%	44	65%	45	73%
Employed part time	49	10%	20	10%	7	9%	8	9%	9	13%	4	6%
Self-employed	10	2%	4	2%	2	3%	2	2%	1	1%	0	0%
Employed and continuing education	29	6%	18	9%	3	4%	1	1%	2	3%	5	8%
Continuing education	21	4%	14	7%	3	4%	1	1%	1	1%	2	3%
Caring for home and family	10	2%	3	2%	2	3%	1	1%	3	4%	1	2%
Temporary employed	16	3%	5	3%	1	1%	7	8%	2	3%	1	2%
Volunteering	4	1%	1	1%	1	1%	1	1%	1	1%	0	0%
Looking for work	53	10%	23	12%	11	14%	10	11%	5	7%	3	5%
Other	5	1%	1	1%	2	3%	1	1%	0	0%	1	2%
Total	515	100%	197	100%	80	100%	91	100%	68	100%	62	100%

B2: How did you find your first job after you graduated from EMU?

Job fairs or campus recruiting services held by EMU	13	3%	3	2%	4	7%	6	9%	0	0%	0	0%
EMU recruiting site (http://EagleCareers.experience.com)	4	1%	2	1%	0	0%	0	0%	1	2%	1	2%
Off-campus job fair	4	1%	1	1%	0	0%	1	2%	1	2%	1	2%
Social networking	91	23%	36	24%	18	31%	17	26%	6	11%	12	25%
Employment ads on journals or newspapers	27	7%	13	9%	2	3%	7	11%	3	6%	2	4%

Eastern Michigan University
2011 Alumni Survey

B2: How did you find your first job after you graduated from EMU?

	ALL		AS		BU		ED		HH		TC	
Online job boards(e.g., monster.com)	67	17%	25	17%	9	15%	7	11%	13	25%	10	21%
Recruiting services	8	2%	3	2%	2	3%	1	2%	0	0%	2	4%
Already employed before graduation	106	27%	40	27%	16	27%	12	18%	17	32%	14	29%
Employer website	6	2%	1	1%	1	2%	1	2%	1	2%	0	0%
Through Internship programs or student teaching	15	4%	4	3%	0	0%	3	5%	7	13%	1	2%
Other	49	13%	20	14%	7	12%	11	17%	4	8%	5	10%
Total	390	100%	148	100%	59	100%	66	100%	53	100%	48	100%

B3: How long did it take you to find your first job after you graduated from EMU?

Held or secured the job after graduation	144	37%	61	41%	19	32%	17	27%	25	48%	18	35%
Within 6 months	101	26%	32	22%	16	27%	21	33%	16	31%	11	22%
Between 7-12 months	38	10%	16	11%	11	18%	7	11%	1	2%	3	6%
More than 1 year	42	11%	11	7%	5	8%	12	19%	5	10%	7	14%
Not seeking employment after graduation	64	16%	28	19%	9	15%	7	11%	5	10%	12	24%
Total	389	100%	148	100%	60	100%	64	100%	52	100%	51	100%

B4: Is your current position related to your degree major?

Yes, highly related	208	50%	69	44%	25	41%	51	76%	38	67%	21	38%
Yes, related	110	27%	35	22%	22	36%	10	15%	12	21%	23	41%
No, not related	95	23%	52	33%	14	23%	6	9%	7	12%	12	21%
Total	413	100%	156	100%	61	100%	67	100%	57	100%	56	100%

B5: What is your current annual salary (before tax)?

Less than \$15,000	37	10%	20	15%	6	11%	3	5%	4	8%	3	6%
\$15,000-\$19,999	33	9%	18	14%	7	13%	3	5%	3	6%	2	4%
\$20,000-\$29,999	37	10%	16	12%	5	9%	6	10%	6	11%	4	8%
\$30,000-\$39,999	61	17%	22	17%	7	13%	11	18%	8	15%	9	19%
\$40,000-\$49,999	52	14%	17	13%	7	13%	13	21%	6	11%	4	8%
\$50,000-\$59,999	52	14%	15	11%	14	25%	8	13%	9	17%	4	8%
\$60,000-\$74,999	50	14%	15	11%	6	11%	10	16%	10	19%	9	19%
\$75,000-\$99,999	23	6%	5	4%	0	0%	5	8%	5	9%	5	10%
Over \$100,000	21	6%	4	3%	4	7%	2	3%	2	4%	8	17%
Total	366	100%	132	100%	56	100%	61	100%	53	100%	48	100%

Section III. College Experiences at EMU

C1: Please indicate source(s) of funds for your college education.

Parents, Spouse or Relatives	Major source	126	34%	51	36%	30	49%	27	42%	9	20%	9	20%
	Minor source	82	22%	27	19%	15	25%	15	23%	8	17%	13	30%
	Not a source	163	44%	64	45%	16	26%	23	35%	29	63%	22	50%
	Total	371	100%	142	100%	61	100%	65	100%	46	100%	44	100%
Personal Savings	Major source	108	30%	32	22%	17	31%	19	33%	18	36%	20	43%
	Minor source	134	37%	61	42%	17	31%	23	40%	16	32%	13	28%
	Not a source	123	34%	51	35%	21	38%	15	26%	16	32%	13	28%
	Total	365	100%	144	100%	55	100%	57	100%	50	100%	46	100%
Off-Campus Employment	Major source	151	41%	55	39%	19	37%	25	42%	24	48%	22	48%
	Minor source	127	35%	54	38%	20	39%	19	32%	18	36%	10	22%
	Not a source	86	24%	32	23%	12	24%	16	27%	8	16%	14	30%
	Total	364	100%	141	100%	51	100%	60	100%	50	100%	46	100%
On-Campus Employment	Major source	35	11%	18	15%	5	10%	7	13%	0	0%	3	8%
	Minor source	58	19%	28	23%	8	17%	11	21%	4	11%	5	14%
	Not a source	216	70%	74	62%	35	73%	34	65%	34	89%	29	78%
	Total	309	100%	120	100%	48	100%	52	100%	38	100%	37	100%

Eastern Michigan University
2011 Alumni Survey

C1: Please indicate source(s) of funds for your college education.

		ALL		AS		BU		ED		HH		TC	
Scholarships/ Grants	Major source	103	30%	52	39%	13	24%	16	29%	10	23%	8	20%
	Minor source	118	35%	42	31%	20	37%	19	35%	19	44%	15	38%
	Not a source	120	35%	41	30%	21	39%	20	36%	14	33%	17	43%
	Total	341	100%	135	100%	54	100%	55	100%	43	100%	40	100%
Student Loans	Major source	233	61%	96	64%	25	49%	44	65%	39	65%	19	48%
	Minor source	41	11%	19	13%	9	18%	6	9%	3	5%	3	8%
	Not a source	111	29%	36	24%	17	33%	18	26%	18	30%	18	45%
	Total	385	100%	151	100%	51	100%	68	100%	60	100%	40	100%
Other	Major source	33	12%	12	12%	8	18%	4	9%	2	6%	4	11%
	Minor source	21	8%	5	5%	7	16%	4	9%	1	3%	3	9%
	Not a source	217	80%	87	84%	29	66%	36	82%	30	91%	28	80%
	Total	271	100%	104	100%	44	100%	44	100%	33	100%	35	100%

C2: Did you work during your last year while taking classes at EMU?

Worked full time(40 hours per week or more)	174	42%	56	36%	29	48%	28	38%	23	39%	27	55%
Worked part time(21 to 39 hours)	101	24%	43	28%	12	20%	16	22%	19	32%	9	18%
Worked part time(20 hours or less)	78	19%	34	22%	10	16%	19	26%	9	15%	4	8%
Did not work	62	15%	23	15%	10	16%	11	15%	8	14%	9	18%
Total	415	100%	156	100%	61	100%	74	100%	59	100%	49	100%

C3-1: While taking classes at EMU, how many years did you live in residence halls?

Less than 1 year	159	64%	59	60%	32	74%	25	53%	18	67%	20	83%
1-2 years	56	23%	29	29%	7	16%	12	26%	5	19%	3	13%
2-3 years	16	6%	5	5%	3	7%	4	9%	1	4%	1	4%
3-4 years	12	5%	4	4%	1	2%	6	13%	1	4%	0	0%
More than 4 years	4	2%	2	2%	0	0%	0	0%	2	7%	0	0%
Total	247	100%	99	100%	43	100%	47	100%	27	100%	24	100%

C3-2: While taking classes at EMU, how many years did you live off-campus but within walking distance to campus?

Less than 1 year	127	49%	45	44%	22	42%	25	53%	16	73%	14	54%
1-2 years	70	27%	30	29%	22	42%	8	17%	2	9%	5	19%
2-3 years	31	12%	12	12%	7	13%	7	15%	2	9%	3	12%
3-4 years	21	8%	8	8%	2	4%	6	13%	1	5%	3	12%
More than 4 years	11	4%	8	8%	0	0%	1	2%	1	5%	1	4%
Total	260	100%	103	100%	53	100%	47	100%	22	100%	26	100%

C3-3: While taking classes at EMU, how many years did you commute to campus?

Less than 1 year	46	11%	15	9%	9	16%	8	10%	5	8%	6	12%
1-2 years	92	22%	39	25%	15	26%	12	15%	12	20%	11	22%
2-3 years	91	22%	35	22%	14	24%	15	19%	16	27%	9	18%
3-4 years	74	18%	24	15%	7	12%	17	22%	13	22%	13	26%
More than 4 years	115	28%	46	29%	13	22%	27	34%	14	23%	11	22%
Total	418	100%	159	100%	58	100%	79	100%	60	100%	50	100%

Section IV. Academic Program at EMU

D1: For the last degree you obtained from EMU, please rate your overall satisfaction on the:

Variety of general education courses	Very Satisfied	93	24%	34	24%	15	24%	16	24%	12	24%	14	27%
	Satisfied	264	69%	96	69%	44	70%	50	75%	32	65%	31	61%
	Dissatisfied	19	5%	7	5%	4	6%	1	1%	3	6%	4	8%
	Very Dissatisfied	6	2%	2	1%	0	0%	0	0%	2	4%	2	4%
	Total	382	100%	139	100%	63	100%	67	100%	49	100%	51	100%
Quality of general education courses	Very Satisfied	83	22%	34	25%	13	20%	14	21%	9	18%	12	24%
	Satisfied	261	68%	89	64%	47	73%	52	76%	33	67%	30	59%
	Dissatisfied	28	7%	10	7%	3	5%	2	3%	6	12%	6	12%
	Very Dissatisfied	10	3%	5	4%	1	2%	0	0%	1	2%	3	6%
	Total	382	100%	138	100%	64	100%	68	100%	49	100%	51	100%

Eastern Michigan University
2011 Alumni Survey

D1: For the last degree you obtained from EMU, please rate your overall satisfaction on the:

		ALL		AS		BU		ED		HH		TC	
Variety of courses in your major	Very Satisfied	127	28%	49	28%	17	25%	24	30%	19	31%	15	26%
	Satisfied	279	61%	104	59%	42	62%	50	63%	37	60%	34	60%
	Dissatisfied	48	10%	20	11%	9	13%	5	6%	5	8%	7	12%
	Very Dissatisfied	5	1%	3	2%	0	0%	0	0%	1	2%	1	2%
	Total	459	100%	176	100%	68	100%	79	100%	62	100%	57	100%
Quality of courses in your major	Very Satisfied	161	34%	69	38%	22	32%	29	37%	21	32%	16	29%
	Satisfied	270	58%	100	55%	39	57%	46	58%	39	59%	34	61%
	Dissatisfied	30	6%	10	5%	7	10%	4	5%	4	6%	4	7%
	Very Dissatisfied	8	2%	3	2%	1	1%	0	0%	2	3%	2	4%
	Total	469	100%	182	100%	69	100%	79	100%	66	100%	56	100%
Intellectual challenge in courses	Very Satisfied	141	30%	54	30%	18	26%	26	33%	25	37%	13	23%
	Satisfied	275	59%	108	60%	34	49%	50	63%	36	53%	38	67%
	Dissatisfied	50	11%	18	10%	17	25%	2	3%	6	9%	6	11%
	Very Dissatisfied	4	1%	1	1%	0	0%	2	3%	1	1%	0	0%
	Total	470	100%	181	100%	69	100%	80	100%	68	100%	57	100%
Opportunities to evaluate class instruction	Very Satisfied	144	31%	57	32%	16	23%	27	34%	25	37%	15	27%
	Satisfied	259	55%	100	56%	41	59%	45	56%	35	51%	29	53%
	Dissatisfied	48	10%	16	9%	11	16%	7	9%	4	6%	7	13%
	Very Dissatisfied	18	4%	7	4%	2	3%	1	1%	4	6%	4	7%
	Total	469	100%	180	100%	70	100%	80	100%	68	100%	55	100%
Effectiveness of academic advising on courses in general education	Very Satisfied	72	20%	26	19%	8	14%	18	26%	9	19%	9	20%
	Satisfied	179	49%	56	41%	33	57%	37	54%	25	52%	21	46%
	Dissatisfied	70	19%	30	22%	11	19%	7	10%	9	19%	10	22%
	Very Dissatisfied	46	13%	23	17%	6	10%	6	9%	5	10%	6	13%
	Total	367	100%	135	100%	58	100%	68	100%	48	100%	46	100%
Effectiveness of academic advising on courses in your major	Very Satisfied	137	31%	53	32%	17	26%	29	38%	17	27%	17	30%
	Satisfied	188	42%	60	36%	31	48%	34	44%	28	44%	24	43%
	Dissatisfied	78	17%	32	19%	12	18%	10	13%	13	21%	9	16%
	Very Dissatisfied	43	10%	23	14%	5	8%	4	5%	5	8%	6	11%
	Total	446	100%	168	100%	65	100%	77	100%	63	100%	56	100%
Promptness of graduation audit	Very Satisfied	155	34%	61	36%	24	35%	26	34%	19	28%	19	34%
	Satisfied	246	54%	86	50%	37	54%	45	58%	40	60%	29	52%
	Dissatisfied	43	9%	20	12%	4	6%	5	6%	6	9%	6	11%
	Very Dissatisfied	12	3%	4	2%	3	4%	1	1%	2	3%	2	4%
	Total	456	100%	171	100%	68	100%	77	100%	67	100%	56	100%
Results of graduation audit	Very Satisfied	171	38%	63	37%	27	40%	30	39%	23	35%	21	38%
	Satisfied	245	54%	93	54%	36	53%	42	55%	37	57%	28	51%
	Dissatisfied	28	6%	11	6%	5	7%	4	5%	2	3%	5	9%
	Very Dissatisfied	9	2%	4	2%	0	0%	1	1%	3	5%	1	2%
	Total	453	100%	171	100%	68	100%	77	100%	65	100%	55	100%
Opportunities to discuss career choices with faculty members	Very Satisfied	96	23%	42	26%	10	16%	18	25%	9	15%	14	27%
	Satisfied	175	42%	50	31%	27	42%	37	52%	37	63%	20	38%
	Dissatisfied	102	24%	44	28%	20	31%	15	21%	9	15%	10	19%
	Very Dissatisfied	46	11%	23	14%	7	11%	1	1%	4	7%	8	15%
	Total	419	100%	159	100%	64	100%	71	100%	59	100%	52	100%

Eastern Michigan University
2011 Alumni Survey

D1: For the last degree you obtained from EMU, please rate your overall satisfaction on the:

		ALL		AS		BU		ED		HH		TC	
Information provided about internships, practicum, co-op experiences or career choices	Very Satisfied	84	21%	36	23%	11	18%	17	24%	7	12%	10	20%
	Satisfied	131	32%	35	23%	18	30%	27	39%	27	47%	20	39%
	Dissatisfied	115	28%	47	31%	20	33%	19	27%	15	26%	11	22%
	Very Dissatisfied	78	19%	36	23%	12	20%	7	10%	9	16%	10	20%
	Total	408	100%	154	100%	61	100%	70	100%	58	100%	51	100%
Overall satisfaction with this major	Very Satisfied	136	29%	56	31%	17	24%	25	32%	19	28%	15	26%
	Satisfied	275	58%	101	56%	40	57%	49	62%	42	63%	33	58%
	Dissatisfied	48	10%	16	9%	12	17%	5	6%	4	6%	8	14%
	Very Dissatisfied	12	3%	8	4%	1	1%	0	0%	2	3%	1	2%
	Total	471	100%	181	100%	70	100%	79	100%	67	100%	57	100%

D2: Overall, how well did EMU prepare you for:

Continuing your education	Very Well	124	27%	48	28%	20	29%	29	37%	15	23%	10	18%
	Well	173	38%	58	34%	28	40%	31	40%	28	42%	21	38%
	Adequately	129	28%	53	31%	18	26%	16	21%	18	27%	20	36%
	Inadequately	22	5%	10	6%	3	4%	1	1%	4	6%	2	4%
	Poorly	6	1%	2	1%	1	1%	1	1%	1	2%	0	0%
	Very Poorly	4	1%	2	1%	0	0%	0	0%	0	0%	2	4%
	Total	458	100%	173	100%	70	100%	78	100%	66	100%	55	100%
Your present occupation	Very Well	116	25%	47	27%	13	19%	27	34%	15	22%	12	21%
	Well	163	35%	47	27%	31	45%	32	41%	27	40%	20	34%
	Adequately	136	29%	54	31%	16	23%	19	24%	22	32%	18	31%
	Inadequately	23	5%	12	7%	4	6%	0	0%	2	3%	4	7%
	Poorly	8	2%	4	2%	2	3%	1	1%	0	0%	0	0%
	Very Poorly	22	5%	13	7%	3	4%	0	0%	2	3%	4	7%
	Total	468	100%	177	100%	69	100%	79	100%	68	100%	58	100%

Section V. Competency and Development of Skills

Q5-1: Please rate how important are the following skill areas to your career and your level of satisfaction concerning your growth of these areas while at EMU.

		Importance						Satisfaction						
		All	AS	BU	ED	HH	TC		All	AS	BU	ED	HH	TC
Problem-solving skills	5 Very	310	117	41	57	48	37		83	36	11	12	10	9
		72%	71%	67%	76%	77%	69%		23%	26%	20%	20%	20%	18%
	4	86	28	15	17	12	11		174	59	30	31	29	21
		20%	17%	25%	23%	19%	20%		48%	42%	56%	52%	59%	43%
	3	25	15	2	1	2	3		85	36	8	16	9	14
		6%	9%	3%	1%	3%	6%		23%	26%	15%	27%	18%	29%
	2	6	2	2	0	0	2		13	4	4	1	1	3
		1%	1%	3%	0%	0%	4%		4%	3%	7%	2%	2%	6%
1 Not at all	4	2	1	0	0	1		8	5	1	0	0	2	
	1%	1%	2%	0%	0%	2%		2%	4%	2%	0%	0%	4%	
Total	431	164	61	75	62	54		363	140	54	60	49	49	
	100%	100%	100%	100%	100%	100%		100%	100%	100%	100%	100%	100%	100%

Interpersonal communication skills	5 Very	318	117	41	64	48	35		103	42	16	18	14	9
		74%	71%	68%	86%	79%	65%		29%	30%	31%	30%	29%	18%
	4	90	38	14	10	12	15		146	52	21	28	21	20
		21%	23%	23%	14%	20%	28%		41%	37%	40%	47%	44%	41%
	3	18	8	5	0	1	3		87	33	11	12	12	16
		4%	5%	8%	0%	2%	6%		24%	24%	21%	20%	25%	33%
	2	1	0	0	0	0	1		14	5	3	2	1	3
		0%	0%	0%	0%	0%	2%		4%	4%	6%	3%	2%	6%
1 Not at all	2	2	0	0	0	0		9	7	1	0	0	1	
	0%	1%	0%	0%	0%	0%		3%	5%	2%	0%	0%	2%	
Total	429	165	60	74	61	54		359	139	52	60	48	49	
	100%	100%	100%	100%	100%	100%		100%	100%	100%	100%	100%	100%	100%

Public speaking skills	5 Very	226	90	28	49	30	22		98	41	15	16	14	9
		53%	56%	47%	66%	48%	41%		28%	30%	29%	27%	30%	18%
	4	102	31	19	21	17	10		121	45	20	25	16	13
		24%	19%	32%	28%	27%	19%		34%	33%	38%	42%	34%	27%
	3	72	30	10	2	13	15		101	38	11	15	15	19
		17%	19%	17%	3%	21%	28%		28%	28%	21%	25%	32%	39%
	2	18	8	1	2	2	4		23	6	6	4	2	3
		4%	5%	2%	3%	3%	7%		6%	4%	12%	7%	4%	6%
1 Not at all	9	3	2	0	0	3		13	7	0	0	0	5	
	2%	2%	3%	0%	0%	6%		4%	5%	0%	0%	0%	10%	
Total	427	162	60	74	62	54		356	137	52	60	47	49	
	100%	100%	100%	100%	100%	100%		100%	100%	100%	100%	100%	100%	100%

Skills to work collaboratively	5 Very	261	92	32	58	47	22		110	40	17	19	18	10
		61%	56%	54%	78%	76%	42%		31%	29%	35%	32%	38%	21%
	4	119	54	19	12	12	20		137	54	18	27	19	17
		28%	33%	32%	16%	19%	38%		39%	39%	37%	46%	40%	35%
	3	39	14	7	4	3	8		85	35	10	10	10	17
		9%	9%	12%	5%	5%	15%		24%	25%	20%	17%	21%	35%
	2	5	2	1	0	0	2		14	4	3	3	1	3
		1%	1%	2%	0%	0%	4%		4%	3%	6%	5%	2%	6%
1 Not at all	3	2	0	0	0	1		8	6	1	0	0	1	
	1%	1%	0%	0%	0%	2%		2%	4%	2%	0%	0%	2%	
Total	427	164	59	74	62	53		354	139	49	59	48	48	
	100%	100%	100%	100%	100%	100%		100%	100%	100%	100%	100%	100%	100%

Eastern Michigan University
2011 Alumni Survey

E1: Please rate how important are the following skill areas to your career and your level of satisfaction concerning your growth of these areas while at EMU.

Importance							Satisfaction							
	All	AS	BU	ED	HH	TC		All	AS	BU	ED	HH	TC	
Social skills	5 Very	264 62%	100 62%	33 56%	54 73%	44 72%	23 43%		89 25%	32 24%	12 24%	15 25%	17 36%	8 16%
	4	115 27%	39 24%	21 36%	16 22%	15 25%	22 41%		131 37%	49 36%	19 38%	26 44%	17 36%	17 35%
	3	37 9%	19 12%	3 5%	3 4%	2 3%	7 13%		97 28%	38 28%	18 36%	14 24%	10 21%	14 29%
	2	5 1%	2 1%	2 3%	1 1%	0 0%	0 0%		20 6%	8 6%	0 0%	3 5%	3 6%	6 12%
	1 Not at all	4 1%	2 1%	0 0%	0 0%	0 0%	2 4%		14 4%	8 6%	1 2%	1 2%	0 0%	4 8%
	Total	425 100%	162 100%	59 100%	74 100%	61 100%	54 100%		351 100%	135 100%	50 100%	59 100%	47 100%	49 100%

Leadership skills	5 Very	240	85	31	48	37	31		87	33	14	15	12	10
		56%	52%	53%	64%	61%	60%		25%	24%	28%	25%	25%	21%
	4	124	44	18	25	19	13		113	34	15	24	18	18
		29%	27%	31%	33%	31%	25%		32%	25%	30%	41%	38%	38%
	3	51	28	10	1	5	5		112	51	15	16	13	13
		12%	17%	17%	1%	8%	10%		32%	37%	30%	27%	27%	28%
	2	6	3	0	1	0	2		29	10	5	4	5	5
1 Not at all		1%	2%	0%	1%	0%	4%		8%	7%	10%	7%	10%	11%
	1	5	4	0	0	0	1		12	10	1	0	0	1
Total		1%	2%	0%	0%	0%	2%		3%	7%	2%	0%	0%	2%
		426	164	59	75	61	52		353	138	50	59	48	47
		100%	100%	100%	100%	100%	100%		100%	100%	100%	100%	100%	100%

Reading comprehension skills	5 Very	247	94	30	59	30	24		92	40	13	14	11	7
		58%	58%	51%	80%	48%	45%		26%	29%	26%	23%	24%	15%
	4	121	40	23	12	24	19		141	47	19	31	18	23
		28%	25%	39%	16%	39%	36%		40%	34%	38%	52%	39%	48%
	3	41	18	5	3	5	8		85	36	12	11	16	9
		10%	11%	8%	4%	8%	15%		24%	26%	24%	18%	35%	19%
	2	9	6	1	0	1	1		24	6	6	4	1	7
1 Not at all		2%	4%	2%	0%	2%	2%		7%	4%	12%	7%	2%	15%
	1	8	5	0	0	2	1		11	9	0	0	0	2
Total		2%	3%	0%	0%	3%	2%		3%	7%	0%	0%	0%	4%
		426	163	59	74	62	53		353	138	50	60	46	48
		100%	100%	100%	100%	100%	100%		100%	100%	100%	100%	100%	100%

Writing skills	5 Very	257	104	32	53	33	24		109	47	12	15	16	12
		60%	64%	54%	72%	53%	45%		31%	34%	26%	25%	33%	24%
	4	120	32	23	19	23	20		133	44	17	33	17	19
		28%	20%	39%	26%	37%	38%		38%	32%	36%	55%	35%	39%
	3	34	15	4	1	5	8		80	35	11	8	14	11
		8%	9%	7%	1%	8%	15%		23%	26%	23%	13%	29%	22%
	2	5	4	0	0	0	1		25	8	7	3	1	6
1 Not at all		1%	2%	0%	0%	0%	2%		7%	6%	15%	5%	2%	12%
	1	9	7	0	1	1	0		5	3	0	1	0	1
Total		2%	4%	0%	1%	2%	0%		1%	2%	0%	2%	0%	2%
		425	162	59	74	62	53		352	137	47	60	48	49
		100%	100%	100%	100%	100%	100%		100%	100%	100%	100%	100%	100%

Eastern Michigan University
2011 Alumni Survey

E1: Please rate how important are the following skill areas to your career and your level of satisfaction concerning your growth of these areas while at EMU.

Importance							Satisfaction						
	All	AS	BU	ED	HH	TC		All	AS	BU	ED	HH	TC
Computer skills	5 Very	225	92	31	43	21	29	72	29	11	10	8	10
		53%	56%	53%	58%	34%	55%	20%	21%	23%	17%	17%	20%
	4	131	42	16	23	26	19	132	50	16	27	20	15
		31%	26%	28%	31%	43%	36%	37%	36%	34%	46%	42%	30%
	3	48	18	7	6	13	3	101	40	12	14	17	15
		11%	11%	12%	8%	21%	6%	29%	29%	26%	24%	35%	30%
	2	9	5	2	1	0	1	36	11	7	7	2	9
		2%	3%	3%	1%	0%	2%	10%	8%	15%	12%	4%	18%
	1 Not at all	11	6	2	1	1	1	12	8	1	1	1	1
		3%	4%	3%	1%	2%	2%	3%	6%	2%	2%	2%	2%
	Total	424	163	58	74	61	53	353	138	47	59	48	50
		100%	100%	100%	100%	100%	100%	100%	100%	100%	100%	100%	100%

Library research skills	5 Very	118	54	10	24	18	9	83	38	6	10	19	8
		28%	34%	17%	32%	30%	17%	24%	28%	13%	17%	39%	17%
	4	99	31	10	23	17	11	110	45	15	21	15	8
		24%	19%	17%	31%	28%	21%	32%	33%	32%	36%	31%	17%
	3	108	35	21	19	17	11	112	34	19	22	12	24
		26%	22%	36%	26%	28%	21%	32%	25%	40%	37%	24%	50%
	2	52	20	9	5	5	13	29	9	5	5	3	6
		12%	12%	16%	7%	8%	25%	8%	7%	11%	8%	6%	13%
	1 Not at all	44	21	8	3	3	9	15	10	2	1	0	2
		10%	13%	14%	4%	5%	17%	4%	7%	4%	2%	0%	4%
	Total	421	161	58	74	60	53	349	136	47	59	49	48
		100%	100%	100%	100%	100%	100%	100%	100%	100%	100%	100%	100%

Time-management skills	5 Very	274	100	34	55	45	31	84	38	10	9	14	9
		64%	61%	58%	75%	73%	57%	24%	28%	20%	15%	29%	18%
	4	110	43	22	15	12	16	124	42	19	25	18	17
		26%	26%	37%	21%	19%	30%	35%	30%	38%	42%	38%	35%
	3	34	17	3	1	4	6	110	43	13	22	12	17
		8%	10%	5%	1%	6%	11%	31%	31%	26%	37%	25%	35%
	2	3	1	0	1	0	1	24	8	6	2	4	4
		1%	1%	0%	1%	0%	2%	7%	6%	12%	3%	8%	8%
	1 Not at all	5	3	0	1	1	0	12	7	2	1	0	2
		1%	2%	0%	1%	2%	0%	3%	5%	4%	2%	0%	4%
	Total	426	164	59	73	62	54	354	138	50	59	48	49
		100%	100%	100%	100%	100%	100%	100%	100%	100%	100%	100%	100%

Appreciation of diversity, such as different values, cultures or ethnicities	5 Very	225	89	24	50	40	16	142	60	20	22	23	12
		53%	55%	41%	68%	65%	30%	40%	43%	40%	37%	48%	24%
	4	103	35	17	20	13	14	112	34	18	26	15	14
		24%	22%	29%	27%	21%	26%	31%	24%	36%	43%	31%	29%
	3	56	22	9	2	7	13	77	32	8	10	10	17
		13%	14%	16%	3%	11%	24%	22%	23%	16%	17%	21%	35%
	2	23	6	4	1	1	9	16	5	3	2	0	5
		5%	4%	7%	1%	2%	17%	4%	4%	6%	3%	0%	10%
	1 Not at all	17	10	4	0	1	2	10	8	1	0	0	1
		4%	6%	7%	0%	2%	4%	3%	6%	2%	0%	0%	2%
	Total	424	162	58	73	62	54	357	139	50	60	48	49
		100%	100%	100%	100%	100%	100%	100%	100%	100%	100%	100%	100%

Eastern Michigan University
2011 Alumni Survey

E1: Please rate how important are the following skill areas to your career and your level of satisfaction concerning your growth of these areas while at EMU.

Importance							Satisfaction							
	All	AS	BU	ED	HH	TC		All	AS	BU	ED	HH	TC	
Civic rights, responsibilities and privileges	5 Very	171	64	20	40	31	13		91	42	9	13	18	7
		40%	39%	34%	54%	51%	24%		26%	31%	18%	22%	38%	14%
	4	122	38	16	29	19	13		116	33	19	23	19	17
		29%	23%	27%	39%	31%	24%		33%	24%	38%	39%	40%	35%
	3	74	37	13	3	7	12		104	41	15	18	9	18
		17%	23%	22%	4%	11%	22%		29%	30%	30%	31%	19%	37%
	2	30	8	6	2	3	9		28	10	6	5	1	5
		7%	5%	10%	3%	5%	17%		8%	7%	12%	8%	2%	10%
	1 Not at all	28	16	4	0	1	7		14	11	1	0	0	2
		7%	10%	7%	0%	2%	13%		4%	8%	2%	0%	0%	4%
Total	425	163	59	74	61	54		353	137	50	59	47	49	
	100%	100%	100%	100%	100%	100%		100%	100%	100%	100%	100%	100%	

Overall competency required for my career	5 Very	282	107	30	58	50	26		85	32	11	13	14	11
		66%	65%	51%	79%	81%	48%		24%	23%	22%	22%	29%	22%
	4	110	38	25	14	9	21		143	48	23	27	23	18
		26%	23%	42%	19%	15%	39%		41%	35%	47%	47%	47%	37%
	3	31	16	4	1	3	6		85	37	8	15	8	14
		7%	10%	7%	1%	5%	11%		24%	27%	16%	26%	16%	29%
	2	1	1	0	0	0	0		29	14	6	3	2	4
1 Not at all		0%	1%	0%	0%	0%	0%		8%	10%	12%	5%	4%	8%
	1	3	2	0	0	0	1		11	6	1	0	2	2
		1%	1%	0%	0%	0%	2%		3%	4%	2%	0%	4%	4%
Total		427	164	59	73	62	54		353	137	49	58	49	49
		100%	100%	100%	100%	100%	100%		100%	100%	100%	100%	100%	100%

Section VI. Student Services and Activities

F1: Have you heard of or used the following career services provided by EMU?

Career planning services	Used it and was satisfied	32	7%	9	5%	10	16%	8	11%	3	5%	2	4%
	Used it but not satisfied	62	14%	28	17%	17	28%	5	7%	1	2%	10	19%
	Heard of it but never used it	207	48%	78	47%	23	38%	42	58%	30	48%	26	48%
	Have not heard of it	130	30%	51	31%	11	18%	18	25%	28	45%	16	30%
	Total	431	100%	166	100%	61	100%	73	100%	62	100%	54	100%
On-campus recruiting	Used it and was satisfied	22	5%	5	3%	9	15%	4	6%	3	5%	1	2%
	Used it but not satisfied	43	10%	12	7%	19	31%	2	3%	3	5%	6	11%
	Heard of it but never used it	218	51%	90	55%	23	38%	43	60%	24	38%	28	52%
	Have not heard of it	146	34%	58	35%	10	16%	23	32%	33	52%	19	35%
	Total	429	100%	165	100%	61	100%	72	100%	63	100%	54	100%
On-campus job fairs	Used it and was satisfied	52	12%	17	10%	13	22%	15	21%	4	6%	2	4%
	Used it but not satisfied	81	19%	26	16%	21	35%	17	24%	8	13%	8	15%
	Heard of it but never used it	230	53%	97	58%	21	35%	36	50%	36	57%	30	56%
	Have not heard of it	67	16%	26	16%	5	8%	4	6%	15	24%	14	26%
	Total	430	100%	166	100%	60	100%	72	100%	63	100%	54	100%
Resume critique or interview advising	Used it and was satisfied	54	13%	16	10%	16	26%	15	21%	5	8%	2	4%
	Used it but not satisfied	36	8%	11	7%	9	15%	7	10%	1	2%	7	13%
	Heard of it but never used it	185	43%	68	41%	29	48%	33	46%	22	35%	25	46%
	Have not heard of it	156	36%	71	43%	7	11%	17	24%	35	56%	20	37%
	Total	431	100%	166	100%	61	100%	72	100%	63	100%	54	100%

F2: Have you heard of or used the following student services provided by EMU?

Health and wellness program (e.g., Snow Health Center)	Used it and was satisfied	125	33%	61	40%	12	22%	26	41%	14	25%	10	21%
	Used it but not satisfied	20	5%	8	5%	6	11%	1	2%	2	4%	2	4%
	Heard of it but never used it	185	49%	70	46%	28	52%	32	50%	25	45%	26	54%
	Have not heard of it	51	13%	14	9%	8	15%	5	8%	14	25%	10	21%
	Total	381	100%	153	100%	54	100%	64	100%	55	100%	48	100%
General Campus Life activities (e.g., new student orientation)	Used it and was satisfied	117	33%	49	34%	22	40%	24	41%	10	22%	10	21%
	Used it but not satisfied	23	6%	11	8%	5	9%	2	3%	1	2%	2	4%
	Heard of it but never used it	187	52%	74	51%	24	44%	31	53%	26	58%	30	63%
	Have not heard of it	32	9%	12	8%	4	7%	1	2%	8	18%	6	13%
	Total	359	100%	146	100%	55	100%	58	100%	45	100%	48	100%
Residence Hall living	Used it and was satisfied	70	24%	27	23%	12	27%	19	36%	6	18%	4	11%
	Used it but not satisfied	18	6%	11	9%	2	4%	2	4%	1	3%	2	5%
	Heard of it but never used it	193	66%	76	65%	29	64%	32	60%	25	74%	26	70%
	Have not heard of it	12	4%	3	3%	2	4%	0	0%	2	6%	5	14%
	Total	293	100%	117	100%	45	100%	53	100%	34	100%	37	100%
International student services	Used it and was satisfied	32	13%	10	10%	13	34%	2	5%	0	0%	7	19%
	Used it but not satisfied	8	3%	6	6%	2	5%	0	0%	0	0%	0	0%
	Heard of it but never used it	185	73%	74	75%	21	55%	36	88%	25	78%	24	65%
	Have not heard of it	27	11%	9	9%	2	5%	3	7%	7	22%	6	16%
	Total	252	100%	99	100%	38	100%	41	100%	32	100%	37	100%

Eastern Michigan University
2011 Alumni Survey

F2: Have you heard of or used the following student services provided by EMU?

		ALL		AS		BU		ED		HH		TC	
Services from Disability Resource Center	Used it and was satisfied	9	4%	5	5%	3	9%	1	2%	0	0%	0	0%
	Used it but not satisfied	4	2%	1	1%	1	3%	1	2%	1	3%	0	0%
	Heard of it but never used it	177	74%	70	75%	22	63%	36	84%	25	76%	21	68%
	Have not heard of it	48	20%	17	18%	9	26%	5	12%	7	21%	10	32%
	Total	238	100%	93	100%	35	100%	43	100%	33	100%	31	100%
Academic support services (e.g., tutoring, supplemental instruction)	Used it and was satisfied	72	20%	24	17%	15	28%	17	29%	9	20%	5	11%
	Used it but not satisfied	20	6%	13	9%	3	6%	1	2%	0	0%	2	4%
	Heard of it but never used it	233	65%	94	65%	33	62%	37	64%	31	67%	32	68%
	Have not heard of it	32	9%	13	9%	2	4%	3	5%	6	13%	8	17%
	Total	357	100%	144	100%	53	100%	58	100%	46	100%	47	100%
Financial aid counseling and services	Used it and was satisfied	129	35%	46	31%	17	34%	28	47%	16	31%	16	34%
	Used it but not satisfied	65	18%	30	20%	9	18%	8	13%	10	20%	6	13%
	Heard of it but never used it	152	42%	62	42%	23	46%	22	37%	22	43%	20	43%
	Have not heard of it	20	5%	9	6%	1	2%	2	3%	3	6%	5	11%
	Total	366	100%	147	100%	50	100%	60	100%	51	100%	47	100%
Student Business Services (e.g., tuition payment, payment plan)	Used it and was satisfied	167	44%	57	39%	18	35%	36	53%	25	47%	23	49%
	Used it but not satisfied	56	15%	24	16%	7	13%	8	12%	10	19%	6	13%
	Heard of it but never used it	121	32%	52	36%	22	42%	20	29%	14	26%	12	26%
	Have not heard of it	32	9%	13	9%	5	10%	4	6%	4	8%	6	13%
	Total	376	100%	146	100%	52	100%	68	100%	53	100%	47	100%
Personal Counseling Services	Used it and was satisfied	37	10%	13	9%	4	8%	13	21%	2	4%	5	12%
	Used it but not satisfied	23	7%	16	11%	1	2%	1	2%	3	6%	1	2%
	Heard of it but never used it	207	59%	80	56%	32	64%	37	61%	32	68%	22	51%
	Have not heard of it	86	24%	35	24%	13	26%	10	16%	10	21%	15	35%
	Total	353	100%	144	100%	50	100%	61	100%	47	100%	43	100%
Community service (e.g., academic service, volunteer opportunities)	Used it and was satisfied	53	16%	23	17%	11	22%	12	21%	4	10%	1	2%
	Used it but not satisfied	8	2%	4	3%	3	6%	0	0%	0	0%	0	0%
	Heard of it but never used it	171	51%	66	47%	21	42%	33	59%	20	49%	27	63%
	Have not heard of it	105	31%	46	33%	15	30%	11	20%	17	41%	15	35%
	Total	337	100%	139	100%	50	100%	56	100%	41	100%	43	100%
Ombudsman	Used it and was satisfied	6	2%	2	2%	3	6%	1	2%	0	0%	0	0%
	Used it but not satisfied	11	3%	4	3%	4	8%	1	2%	1	2%	0	0%
	Heard of it but never used it	156	47%	73	55%	17	35%	27	46%	22	50%	15	36%
	Have not heard of it	159	48%	54	41%	24	50%	30	51%	21	48%	27	64%
	Total	332	100%	133	100%	48	100%	59	100%	44	100%	42	100%

Eastern Michigan University
2011 Alumni Survey

F3: How was your experience with the following student groups/activities at EMU?

		ALL		AS		BU		ED		HH		TC	
Fraternity/ Sorority	Used it and was satisfied	24	6%	10	6%	4	7%	8	11%	0	0%	0	0%
	Used it but not satisfied	15	4%	9	5%	2	3%	2	3%	1	2%	1	2%
	Heard of it but never used it	345	81%	138	83%	44	76%	61	82%	51	82%	41	76%
	Have not heard of it	44	10%	9	5%	8	14%	3	4%	10	16%	12	22%
	Total	428	100%	166	100%	58	100%	74	100%	62	100%	54	100%
Publications (Eastern Echo)	Used it and was satisfied	185	43%	69	42%	30	51%	37	49%	23	36%	20	37%
	Used it but not satisfied	43	10%	26	16%	4	7%	4	5%	4	6%	4	7%
	Heard of it but never used it	174	40%	62	38%	19	32%	32	43%	28	44%	26	48%
	Have not heard of it	28	7%	7	4%	6	10%	2	3%	9	14%	4	7%
	Total	430	100%	164	100%	59	100%	75	100%	64	100%	54	100%
Political/ professional organiza- tions or clubs	Used it and was satisfied	95	22%	33	20%	18	31%	18	25%	12	19%	10	19%
	Used it but not satisfied	20	5%	12	7%	5	8%	0	0%	2	3%	0	0%
	Heard of it but never used it	274	64%	114	69%	30	51%	46	63%	41	65%	37	70%
	Have not heard of it	37	9%	6	4%	6	10%	9	12%	8	13%	6	11%
	Total	426	100%	165	100%	59	100%	73	100%	63	100%	53	100%
Student government or other leadership experiences	Used it and was satisfied	33	8%	11	7%	8	14%	9	12%	1	2%	2	4%
	Used it but not satisfied	7	2%	5	3%	2	3%	0	0%	0	0%	0	0%
	Heard of it but never used it	362	84%	145	88%	43	73%	58	78%	57	90%	49	91%
	Have not heard of it	27	6%	4	2%	6	10%	7	9%	5	8%	3	6%
	Total	429	100%	165	100%	59	100%	74	100%	63	100%	54	100%
Intercollegiate athletics	Used it and was satisfied	39	9%	14	8%	9	15%	7	9%	3	5%	6	11%
	Used it but not satisfied	8	2%	5	3%	1	2%	0	0%	0	0%	2	4%
	Heard of it but never used it	345	80%	137	83%	42	71%	62	84%	54	86%	38	72%
	Have not heard of it	37	9%	10	6%	7	12%	5	7%	6	10%	7	13%
	Total	429	100%	166	100%	59	100%	74	100%	63	100%	53	100%
Intramural sports	Used it and was satisfied	39	9%	16	10%	6	11%	9	12%	4	6%	4	7%
	Used it but not satisfied	11	3%	7	4%	2	4%	0	0%	1	2%	1	2%
	Heard of it but never used it	333	78%	127	77%	43	75%	61	82%	51	82%	39	72%
	Have not heard of it	44	10%	16	10%	6	11%	4	5%	6	10%	10	19%
	Total	427	100%	166	100%	57	100%	74	100%	62	100%	54	100%
Religious groups	Used it and was satisfied	23	5%	11	7%	3	5%	2	3%	4	6%	2	4%
	Used it but not satisfied	6	1%	5	3%	1	2%	0	0%	0	0%	0	0%
	Heard of it but never used it	338	79%	130	79%	45	76%	64	86%	49	78%	40	74%
	Have not heard of it	61	14%	19	12%	10	17%	8	11%	10	16%	12	22%
	Total	428	100%	165	100%	59	100%	74	100%	63	100%	54	100%
Performing arts/music/ theater	Used it and was satisfied	81	19%	37	22%	12	20%	19	26%	5	8%	7	13%
	Used it but not satisfied	9	2%	6	4%	2	3%	0	0%	1	2%	0	0%
	Heard of it but never used it	304	71%	114	69%	40	68%	48	65%	51	81%	40	74%
	Have not heard of it	36	8%	9	5%	5	8%	7	9%	6	10%	7	13%
	Total	430	100%	166	100%	59	100%	74	100%	63	100%	54	100%

Section VII. Alumni Participation

G1: Have you participated in any of the following activities sponsored by EMU since graduating?

Read campus publications	153	35%	56	33%	22	37%	34	45%	17	27%	16	29%
Contributed financially or made monetary	34	8%	15	9%	3	5%	9	12%	3	5%	4	7%
Attended alumni functions on- or off-campus	34	8%	10	6%	7	12%	8	11%	4	6%	5	9%
Served as a volunteer for alumni	10	2%	2	1%	2	3%	2	3%	1	2%	3	5%
Participated or served in alumni chapters	8	2%	3	2%	1	2%	2	3%	1	2%	1	2%
Participated in GOLD Council	4	1%	1	1%	0	0%	3	4%	0	0%	0	0%
Other	9	2%	9	5%	0	0%	0	0%	0	0%	0	0%
Total	436	100%	168	100%	60	100%	75	100%	63	100%	55	100%

Eastern Michigan University
2011 Alumni Survey

G2: Would you be interested in knowing more about the programs initiated by the Alumni Association?

	ALL		AS		BU		ED		HH		TC	
Very interested	60	14%	18	11%	18	32%	7	10%	8	13%	7	13%
Somewhat interested	205	50%	77	49%	27	47%	39	55%	29	47%	23	44%
Not interested at all	149	36%	63	40%	12	21%	25	35%	25	40%	22	42%
Total	414	100%	158	100%	57	100%	71	100%	62	100%	52	100%

G3: Which of the following publications are you currently receiving?

Eastern (University magazine)	115	26%	34	20%	15	25%	26	35%	21	33%	13	24%
e-Edge (monthly e-newsletter)	151	35%	52	31%	22	37%	26	35%	21	33%	25	45%
Did not receive any publication	194	44%	89	53%	25	42%	31	41%	24	38%	21	38%
Total	437	100%	169	100%	60	100%	75	100%	64	100%	55	100%

G4: How often would you like to receive alumni and campus news updates?

Weekly	14	3%	6	4%	7	12%	0	0%	0	0%	1	2%
Monthly	130	31%	39	25%	24	41%	31	44%	19	30%	11	21%
Quarterly	124	30%	45	29%	14	24%	20	28%	22	34%	19	37%
Yearly	61	15%	31	20%	5	9%	7	10%	9	14%	7	13%
Not at all	84	20%	35	22%	8	14%	13	18%	14	22%	14	27%
Total	413	100%	156	100%	58	100%	71	100%	64	100%	52	100%

G5: How would you prefer to receive alumni and campus news?

Electronically (via email)	292	67%	114	67%	42	70%	47	63%	36	56%	43	80%
Social network website (Facebook, LinkedIn)	74	17%	27	16%	12	20%	11	15%	13	20%	8	15%
Printed copy mailed to home	122	28%	36	21%	22	37%	25	33%	21	33%	11	20%
Total	436	100%	169	100%	60	100%	75	100%	64	100%	54	100%

G6: What type of alumni and campus news are you most interested in learning more about?

Athletics	70	16%	25	15%	9	15%	12	16%	8	13%	12	22%
News about your department or college	266	61%	102	60%	36	60%	49	65%	44	69%	26	48%
General news about the University	229	53%	92	54%	33	55%	40	53%	30	47%	28	52%
Alumni chapter news	111	25%	39	23%	22	37%	18	24%	14	22%	14	26%
Upcoming University events	145	33%	44	26%	24	40%	34	45%	20	31%	20	37%
Student achievements	96	22%	34	20%	19	32%	17	23%	13	20%	12	22%
Faculty achievements	111	25%	54	32%	17	28%	18	24%	11	17%	9	17%
Alumni achievements	132	30%	53	31%	25	42%	16	21%	16	25%	17	31%
Donor's background	18	4%	4	2%	4	7%	4	5%	2	3%	3	6%
Alumni events and activities	179	41%	60	36%	34	57%	37	49%	23	36%	19	35%
Total	436	100%	169	100%	60	100%	75	100%	64	100%	54	100%

G7: Have you been contacted by the Alumni Association?

Yes	151	36%	61	37%	14	24%	29	39%	23	37%	21	41%
No	274	64%	105	63%	44	76%	45	61%	40	63%	30	59%
Total	425	100%	166	100%	58	100%	74	100%	63	100%	51	100%

G8: Would you like to be contacted by the Alumni Association?

Yes	105	26%	44	28%	22	40%	13	19%	11	19%	13	27%
No	293	74%	112	72%	33	60%	55	81%	48	81%	36	73%
Total	398	100%	156	100%	55	100%	68	100%	59	100%	49	100%

G9: Have you maintained contact with any of the following individuals?

Classmates or other alumni	304	70%	124	73%	44	73%	50	67%	51	80%	28	52%
Faculty members	201	46%	89	53%	19	32%	30	40%	38	59%	21	39%
Administrators or other campus personnel	67	15%	27	16%	9	15%	13	17%	8	13%	8	15%
Total	436	100%	169	100%	60	100%	75	100%	64	100%	54	100%



EMU Alumni Survey

I. Educational Experiences and Careers

A1 What degree or certificate did you obtain from EMU? (Check all that apply)

- | | |
|--|---|
| <input type="checkbox"/> Bachelor's Degree | <input type="checkbox"/> Teacher's Certificate |
| <input type="checkbox"/> Master's Degree | <input type="checkbox"/> Postmaster's Certificate |
| <input type="checkbox"/> Doctoral Degree | <input type="checkbox"/> Other, please specify. _____ |

A2 Have you enrolled in any educational program since you graduated from EMU?

- ☐ Yes ☐ No

A3. Please indicate your educational pursuit after you graduated from EMU.

	<i>Degree received</i>	<i>Currently enrolled</i>	<i>Name of the school</i>
Second Bachelor's degree	<input type="checkbox"/>	<input type="checkbox"/>	<input type="checkbox"/>
Master's degree	<input type="checkbox"/>	<input type="checkbox"/>	<input type="checkbox"/>
Doctoral degree (Ph.D., Ed.D., etc.)	<input type="checkbox"/>	<input type="checkbox"/>	<input type="checkbox"/>
Professional (Law, Medicine: LLB, JD, MD, DDS, DMD, etc.)	<input type="checkbox"/>	<input type="checkbox"/>	<input type="checkbox"/>
Other, please specify. _____	<input type="checkbox"/>	<input type="checkbox"/>	<input type="checkbox"/>

II. Jobs and Careers

B1 Which of the following best describes what you are primarily doing?

- | | |
|---|--|
| <input type="radio"/> Employed full time | <input type="radio"/> Caring for home and family |
| <input type="radio"/> Employed part time | <input type="radio"/> Temporary employed |
| <input type="radio"/> Self-employed | <input type="radio"/> Volunteering |
| <input type="radio"/> Employed and continuing education | <input type="radio"/> Looking for work |
| <input type="radio"/> Continuing education part-time | <input type="radio"/> Other, please specify. _____ |

B2 How did you find your first job after you graduated from EMU?

- | | |
|---|--|
| <input type="radio"/> Job fairs or campus recruiting services held by EMU | <input type="radio"/> Employment ads on journals or newspapers |
| <input type="radio"/> EMU recruiting site (http://EagleCareers.experience.com) | <input type="radio"/> Online job boards (e.g., monster.com) |
| <input type="radio"/> Off-campus job fair | <input type="radio"/> Recruiting services |
| <input type="radio"/> Social networking | <input type="radio"/> Other, please specify. _____ |

B3 How long did it take you to find your first full-time job after you graduated from EMU?

- | | |
|---|---|
| <input type="radio"/> Held or secured the job before graduation | <input type="radio"/> More than 1 year |
| <input type="radio"/> Within 6 months | <input type="radio"/> Not seeking employment after graduation |
| <input type="radio"/> Between 7-12 months | |

B4 Is your current position related to your degree major?

☐ Yes, highly related ☐ No, not related

☐ Yes, related

B5 What is your current annual salary (before tax)? (Note: This information will only be used to calculate averages.)

☐ Less than 15,000 ☐ 50,000 to 59,999

☐ 15,000 to 19,999 ☐ 60,000 to 74,999

☐ 20,000 to 29,999 ☐ 75,000 to 100,000

☐ 30,000 to 39,999 ☐ More than 100,000

☐ 40,000 to 49,999

B6. Please fill out the following information

Your current job title or occupation

Your current employer's name

The state where you are employed

The 5 digit zip code of your place of employment

III. College Experience at EMU

C1. Please indicate source(s) of funds for your college education.

	Major Source	Minor Source	Not a Source
Parents, spouse or relatives	<input type="radio"/>	<input type="radio"/>	<input type="radio"/>
Personal savings	<input type="radio"/>	<input type="radio"/>	<input type="radio"/>
Employment off-campus	<input type="radio"/>	<input type="radio"/>	<input type="radio"/>
Employment on-campus	<input type="radio"/>	<input type="radio"/>	<input type="radio"/>
Scholarships or educational grants	<input type="radio"/>	<input type="radio"/>	<input type="radio"/>
Student loans	<input type="radio"/>	<input type="radio"/>	<input type="radio"/>
Other source of fund	<input type="radio"/>	<input type="radio"/>	<input type="radio"/>

If other, please specify

C2 Did you work during your last year while taking classes at EMU?

☐ Worked full time (40 hours per week or more) ☐ Worked part time (less than 20 hours)

☐ Worked part time (21 to 39 hours) ☐ Did not work

C3. While taking class at EMU, how many years did you:

	Less than 1 year	1-2 years	2-3 years	3-4 years	More than 4 years
Live in Residence Halls	<input type="radio"/>	<input type="radio"/>	<input type="radio"/>	<input type="radio"/>	<input type="radio"/>
Live off-campus but within walking distance to campus	<input type="radio"/>	<input type="radio"/>	<input type="radio"/>	<input type="radio"/>	<input type="radio"/>
Commute to campus	<input type="radio"/>	<input type="radio"/>	<input type="radio"/>	<input type="radio"/>	<input type="radio"/>

IV. Academic Program at EMU

D1. For the last degree you obtained from EMU, please rate your overall satisfaction on the:

	<i>Very Satisfied</i>	<i>Satisfied</i>	<i>Dissatisfied</i>	<i>Very Dissatisfied</i>	<i>Not Applicable</i>
Variety of general education courses	<input type="radio"/>	<input type="radio"/>	<input type="radio"/>	<input type="radio"/>	<input type="radio"/>
Quality of general education courses	<input type="radio"/>	<input type="radio"/>	<input type="radio"/>	<input type="radio"/>	<input type="radio"/>
Variety of courses in your major	<input type="radio"/>	<input type="radio"/>	<input type="radio"/>	<input type="radio"/>	<input type="radio"/>
Quality of courses in your major	<input type="radio"/>	<input type="radio"/>	<input type="radio"/>	<input type="radio"/>	<input type="radio"/>
Intellectual challenge in courses	<input type="radio"/>	<input type="radio"/>	<input type="radio"/>	<input type="radio"/>	<input type="radio"/>
Opportunities to evaluate class instruction	<input type="radio"/>	<input type="radio"/>	<input type="radio"/>	<input type="radio"/>	<input type="radio"/>
Effectiveness of academic advising on courses in general education	<input type="radio"/>	<input type="radio"/>	<input type="radio"/>	<input type="radio"/>	<input type="radio"/>
Effectiveness of academic advising on courses in your major	<input type="radio"/>	<input type="radio"/>	<input type="radio"/>	<input type="radio"/>	<input type="radio"/>
Promptness of graduation audit	<input type="radio"/>	<input type="radio"/>	<input type="radio"/>	<input type="radio"/>	<input type="radio"/>
Results of graduation audit	<input type="radio"/>	<input type="radio"/>	<input type="radio"/>	<input type="radio"/>	<input type="radio"/>
Opportunities to discuss career choices with faculty members	<input type="radio"/>	<input type="radio"/>	<input type="radio"/>	<input type="radio"/>	<input type="radio"/>
Information provided about internships, practicum, co-op experiences or career choices	<input type="radio"/>	<input type="radio"/>	<input type="radio"/>	<input type="radio"/>	<input type="radio"/>
Overall satisfaction with this major	<input type="radio"/>	<input type="radio"/>	<input type="radio"/>	<input type="radio"/>	<input type="radio"/>

D2. Overall, how well did EMU prepare you for:

	<i>Very well</i>	<i>Well</i>	<i>Adequately</i>	<i>Inadequately</i>	<i>Poorly</i>	<i>Very poorly</i>
Continuing your education	<input type="radio"/>	<input type="radio"/>	<input type="radio"/>	<input type="radio"/>	<input type="radio"/>	<input type="radio"/>
Your present occupation	<input type="radio"/>	<input type="radio"/>	<input type="radio"/>	<input type="radio"/>	<input type="radio"/>	<input type="radio"/>

V. Competency and Development of Skills

E1. Please rate how important are the following skill areas to your career and your level of satisfaction concerning your growth of these areas while at EMU.

	Importance					Satisfaction				
	Very 5	4	3	2	Not at all 1	Very 5	4	3	2	Not at all 1
Problem solving skills	<input type="radio"/>	<input type="radio"/>	<input type="radio"/>	<input type="radio"/>	<input type="radio"/>	<input type="radio"/>	<input type="radio"/>	<input type="radio"/>	<input type="radio"/>	<input type="radio"/>
Interpersonal communication skills	<input type="radio"/>	<input type="radio"/>	<input type="radio"/>	<input type="radio"/>	<input type="radio"/>	<input type="radio"/>	<input type="radio"/>	<input type="radio"/>	<input type="radio"/>	<input type="radio"/>
Public speaking skills	<input type="radio"/>	<input type="radio"/>	<input type="radio"/>	<input type="radio"/>	<input type="radio"/>	<input type="radio"/>	<input type="radio"/>	<input type="radio"/>	<input type="radio"/>	<input type="radio"/>
Skills to work collaboratively	<input type="radio"/>	<input type="radio"/>	<input type="radio"/>	<input type="radio"/>	<input type="radio"/>	<input type="radio"/>	<input type="radio"/>	<input type="radio"/>	<input type="radio"/>	<input type="radio"/>
Social skills	<input type="radio"/>	<input type="radio"/>	<input type="radio"/>	<input type="radio"/>	<input type="radio"/>	<input type="radio"/>	<input type="radio"/>	<input type="radio"/>	<input type="radio"/>	<input type="radio"/>
Leadership skills	<input type="radio"/>	<input type="radio"/>	<input type="radio"/>	<input type="radio"/>	<input type="radio"/>	<input type="radio"/>	<input type="radio"/>	<input type="radio"/>	<input type="radio"/>	<input type="radio"/>
Reading comprehension skills	<input type="radio"/>	<input type="radio"/>	<input type="radio"/>	<input type="radio"/>	<input type="radio"/>	<input type="radio"/>	<input type="radio"/>	<input type="radio"/>	<input type="radio"/>	<input type="radio"/>
Writing skills	<input type="radio"/>	<input type="radio"/>	<input type="radio"/>	<input type="radio"/>	<input type="radio"/>	<input type="radio"/>	<input type="radio"/>	<input type="radio"/>	<input type="radio"/>	<input type="radio"/>
Computer skills	<input type="radio"/>	<input type="radio"/>	<input type="radio"/>	<input type="radio"/>	<input type="radio"/>	<input type="radio"/>	<input type="radio"/>	<input type="radio"/>	<input type="radio"/>	<input type="radio"/>
Library research skills	<input type="radio"/>	<input type="radio"/>	<input type="radio"/>	<input type="radio"/>	<input type="radio"/>	<input type="radio"/>	<input type="radio"/>	<input type="radio"/>	<input type="radio"/>	<input type="radio"/>
Time-management skills	<input type="radio"/>	<input type="radio"/>	<input type="radio"/>	<input type="radio"/>	<input type="radio"/>	<input type="radio"/>	<input type="radio"/>	<input type="radio"/>	<input type="radio"/>	<input type="radio"/>
Appreciation of diversity, such as different values, cultures or ethnicities	<input type="radio"/>	<input type="radio"/>	<input type="radio"/>	<input type="radio"/>	<input type="radio"/>	<input type="radio"/>	<input type="radio"/>	<input type="radio"/>	<input type="radio"/>	<input type="radio"/>
Civic rights, responsibilities and privileges	<input type="radio"/>	<input type="radio"/>	<input type="radio"/>	<input type="radio"/>	<input type="radio"/>	<input type="radio"/>	<input type="radio"/>	<input type="radio"/>	<input type="radio"/>	<input type="radio"/>
Overall competency required for my career	<input type="radio"/>	<input type="radio"/>	<input type="radio"/>	<input type="radio"/>	<input type="radio"/>	<input type="radio"/>	<input type="radio"/>	<input type="radio"/>	<input type="radio"/>	<input type="radio"/>

VI. Student Services and Activities

F1. Have you heard of or used the following career services provided by EMU?

	<i>Used it and was satisfied</i>	<i>Used it but not satisfied</i>	<i>Heard of it but never used it</i>	<i>Have not heard of it</i>
Career planning services	<input type="radio"/>	<input type="radio"/>	<input type="radio"/>	<input type="radio"/>
On-campus recruiting	<input type="radio"/>	<input type="radio"/>	<input type="radio"/>	<input type="radio"/>
On-campus Job Fairs	<input type="radio"/>	<input type="radio"/>	<input type="radio"/>	<input type="radio"/>
Resume critique or interview advising	<input type="radio"/>	<input type="radio"/>	<input type="radio"/>	<input type="radio"/>

F2. Have you heard of or used the following student services provided by EMU?

	<i>Used it and was satisfied</i>	<i>Used it but not satisfied</i>	<i>Heard of it but never used it</i>	<i>Have not heard of it</i>
Health and wellness program (e.g., Snow Health Center)	<input type="radio"/>	<input type="radio"/>	<input type="radio"/>	<input type="radio"/>
General Campus Life activities (e.g., New Student Orientation)	<input type="radio"/>	<input type="radio"/>	<input type="radio"/>	<input type="radio"/>
Residence Hall living	<input type="radio"/>	<input type="radio"/>	<input type="radio"/>	<input type="radio"/>
International Student Service	<input type="radio"/>	<input type="radio"/>	<input type="radio"/>	<input type="radio"/>
Services from Disability Resource Center	<input type="radio"/>	<input type="radio"/>	<input type="radio"/>	<input type="radio"/>
Academic support services (e.g., tutoring, supplemental instruction)	<input type="radio"/>	<input type="radio"/>	<input type="radio"/>	<input type="radio"/>
Financial aid counseling and services	<input type="radio"/>	<input type="radio"/>	<input type="radio"/>	<input type="radio"/>
Student business service (e.g., tuition payment)	<input type="radio"/>	<input type="radio"/>	<input type="radio"/>	<input type="radio"/>
Personal counseling service	<input type="radio"/>	<input type="radio"/>	<input type="radio"/>	<input type="radio"/>
Community service (e.g., academic learning service, VISION volunteer opportunities)	<input type="radio"/>	<input type="radio"/>	<input type="radio"/>	<input type="radio"/>
Ombudsman	<input type="radio"/>	<input type="radio"/>	<input type="radio"/>	<input type="radio"/>

F3. How was your experience with the following student groups/activities at EMU?

	<i>Used it and was satisfied</i>	<i>Used it but not satisfied</i>	<i>Heard of it but never used it</i>	<i>Have not heard of it</i>
Fraternity/Sorority	<input type="radio"/>	<input type="radio"/>	<input type="radio"/>	<input type="radio"/>
Publications (Eastern Echo)	<input type="radio"/>	<input type="radio"/>	<input type="radio"/>	<input type="radio"/>
Political/professional/social organizations or clubs	<input type="radio"/>	<input type="radio"/>	<input type="radio"/>	<input type="radio"/>
Student government or other leadership experiences	<input type="radio"/>	<input type="radio"/>	<input type="radio"/>	<input type="radio"/>
Intercollegiate athletics	<input type="radio"/>	<input type="radio"/>	<input type="radio"/>	<input type="radio"/>
Intramural sports	<input type="radio"/>	<input type="radio"/>	<input type="radio"/>	<input type="radio"/>
Religious groups	<input type="radio"/>	<input type="radio"/>	<input type="radio"/>	<input type="radio"/>
Performing arts/music/theater	<input type="radio"/>	<input type="radio"/>	<input type="radio"/>	<input type="radio"/>

VII. Alumni Participation

G1 Have you participated in any of the following activities sponsored by EMU? (Check all that apply)

<input type="checkbox"/> Read campus publications	<input type="checkbox"/> Participated or served in alumni Chapters or Clubs
<input type="checkbox"/> Contributed financially or made monetary donation	<input type="checkbox"/> Participated in GOLD (Graduates of the Last Decade) Council
<input type="checkbox"/> Attended alumni functions on-campus or off-campus	<input type="checkbox"/> Other, please specify _____
<input type="checkbox"/> Served as a volunteer for alumni functions	

G2 Would you be interested in knowing more about the programs initiated by the Alumni Association?

☐ Very interested ☐ Not interested at all

☐ Somewhat interested

G3 Which of the following publications are you currently receiving? (Check all that apply)

<input type="checkbox"/> Eastern (University magazine)	<input type="checkbox"/> Did not receive any publication
<input type="checkbox"/> e-Edge (monthly e-newsletter)	

G4 How would you like to receive alumni and campus news updates?

☐ Weekly ☐ Yearly

☐ Monthly ☐ Not at all

☐ Quarterly

G5 How would you prefer to receive alumni and campus news? (Check all that apply)

<input type="checkbox"/> Electronically (via email)	<input type="checkbox"/> Printed copy mailed to home
<input type="checkbox"/> Social network website (Facebook, LinkedIn)	

G6 What type of alumni and campus news are you most interested in learning more about? (Check all that apply.)

<input type="checkbox"/> Athletics	<input type="checkbox"/> Student achievements
<input type="checkbox"/> News about your department or college	<input type="checkbox"/> Faculty achievements
<input type="checkbox"/> General news about the University	<input type="checkbox"/> Alumni achievements
<input type="checkbox"/> Alumni chapter news	<input type="checkbox"/> Donor's background
<input type="checkbox"/> Upcoming University events	<input type="checkbox"/> Alumni events and activities

G7 Have you been contacted personally by the alumni association?

☐ Yes ☐ No

G8 Would you like to be contacted by the alumni association?

☐ Yes ☐ No

G9 Have you maintained contact with any of the following individuals? (Check all that apply)

<input type="checkbox"/> Classmates or other alumni	<input type="checkbox"/> Administrators or other campus personnel
<input type="checkbox"/> Faculty members	

G10. Please list one thing that you would like to see Alumni Association improve.

VII. Feedback

H1. Please list one thing you liked most about EMU.

H2. Please make any comments or suggestions concerning EMU.

H3. Please provide your current information to receive Alumni news updates and help us keep in touch with you.

E-mail

Phone number

Current Mailing Address

Name and address of someone who can forward mail to you

Thank you very much for participating in the Alumni Survey!

For the survey design, special thanks to the input from:

- **President's Executive Council**
- **University Advising and Career Development Center**
- **Institutional Research and Information Management**
- **Alumni Relations Office**

This summary report was prepared by Institutional Research and Information Management.