

BOARD OF REGENTS
EASTERN MICHIGAN UNIVERSITY

SECTION: 14

DATE:
February 13, 2020

RECOMMENDATION

**FINANCE AND INVESTMENT COMMITTEE
MEETING MINUTES – DECEMBER 13, 2019**

ACTION REQUESTED

It is recommended that the Board of Regents receive and place on file the minutes from the December 13, 2019 Finance and Investment Committee meeting and the Working Agenda for the February 13, 2020 meeting.

STAFF SUMMARY

December 13, 2019 Meeting Agenda

Agenda items

- FY 21 Room and Board, Apartment Rates
- FY 21 Capital Budget
- FY 19 EMU-Foundation Financial Report
- FY 19 WEMU Financial Report
- Supplemental Capital Project – Golf Training Center

February 13, 2020 Meeting Agenda

Agenda items

- EMU Single Federal Audit (June 30, 2019)
- Civic Media Group, LLC Agreement

FISCAL IMPLICATIONS

None

ADMINISTRATIVE RECOMMENDATION

The proposed Board action has been reviewed and is recommended for Board approval.



University Executive Officer

February 13, 2020

Date

BOARD OF REGENTS
Eastern Michigan University
201 Welch Hall
(734) 487-2410

FINANCE and INVESTMENT COMMITTEE
Thursday, February 13, 2020
11:15 a.m.

REGULAR AGENDA

- EMU Single Federal Audit (June 30, 2019)
- Civic Media Group, LLC Agreement

Eastern Michigan University
Finance and Investment Committee
Meeting Minutes
December 13, 2019

The meeting was called to order by Regent Michelle Crumm at 11:30 a.m.

A motion was made, seconded and approved to accept the minutes from the October 25, 2019 Finance and Investment Committee meeting.

The agenda included five (5) items.

Section 15: Recommendation: 2020-21 Room, Apartment and Board Rates

It is recommended that the Board of Regents approve an average increase of 2.94% for all University housing and an average increase of 2.95% for meal plan rates for Academic Year 2020-21.

Section 16: Recommendation: FY 2020-21 Capital Budget

It is recommended that the Board of Regents approve the Fiscal Year 2020-2021 University Capital Budget appropriation of \$13.3 million.

Section 17: Recommendation: REPORT: 2018-2019 Eastern Michigan University Foundation Consolidated Financial Report

It is requested that the Eastern Michigan University Board of Regents receive and place on file the Eastern Michigan University Foundation Consolidated Financial Report for the year ended June 30, 2019.

Section 18: Recommendation: WEMU-FM FINANCIAL STATEMENTS AS OF JUNE 30, 2019 AND AUDITOR'S REPORT

It is recommended that the Board of Regents receive and place on file the WEMU-FM Financial Statements as of June 30, 2019 and related auditor's report.

Section 19: Recommendation: SUPPLEMENTAL CAPITAL PROJECT – GOLF TRAINING FACILITY

It is recommended that the Board of Regents approve a capital project for the construction of a golf training facility on west campus. A donor advised fund (DAF) has been created and will be pre-funded with eight (8) million dollars allocated for construction and operating expenses for twelve (12) years. The facility will be funded 100% by donors (Game

Above). The donors (Game Above) will consider an additional four (4) to eight (8) years of operational support at the conclusion of the twelve (12) year agreement. Game Above wishes the facility to be named “The GameAbove Golf Performance Facility” – dedicated to Bruce Cunningham, EMU Men’s Golf Coach.

The meeting was adjourned at 12:14 p.m.

Respectfully submitted,
Daniel Kelly
Senior Associate to the Chief Financial Officer



EASTERN MICHIGAN UNIVERSITY

Advancing Research at EMU: ORDA Update on Sponsored Activities

Caryn Charter

Wade Tornquist

Graduate Studies & Research Presentation

EMU Board of Regents

February 13, 2020

Introduction

- ORDA Data:
July 1, 2019 - Dec 31, 2019 (6 months)

- Summary of Institutional Efforts to
Support Research

Awards by Activity Type (Jul - Dec)

	FY2017		FY2018		FY2019		FY2020	
	No.	\$ Value	No.	\$ Value	No.	\$ Value	No.	\$ Value
Faculty/Student Support	11	527,789	13	800,930	9	958,212	16	1,031,035
General Operating Support	1	2,000	3	1,227,167	-	-	-	-
Instruction	6	1,013,773	4	1,017,099	5	818,226	3	154,026
Public Service	33	4,115,917	33	3,068,901	38	4,988,503	36	5,213,491
Research	13	1,919,271	15	1,485,750	16	2,642,910	20	3,427,341
Training	2	33,500	-	-	-	-	3	55,361
Grand Total	66	7,612,249	68	7,599,848	68	9,407,852	78	9,881,254
<i>Grand Total Thru June 30</i>	113	10,197,665	117	11,108,842	101	12,479,000	>110	13,000,000

Awards by Sponsor Type (Jul - Dec)

	FY2017		FY2018		FY2019		FY2020	
	No.	\$ Value	No.	\$ Value	No.	\$ Value	No.	\$ Value
College or University	-	-	-	-	1	207,322	1	2,000
Federal	27	6,437,350	19	4,519,467	24	7,328,510	32	8,104,330
Foundation	8	149,406	15	207,028	12	235,404	14	246,689
State Govts	13	614,403	17	1,894,367	17	864,585	18	881,975
Industry	3	102,207	7	164,815	4	79,167	3	155,000
Local Govt	7	106,024	3	103,508	4	135,130	3	102,097
Other Non-Profit Org	8	202,860	7	710,662	6	557,734	7	389,163
Grand Total	66	7,612,249	68	7,599,848	68	9,407,852	78	9,881,254
<i>Grand Total Thru June 30</i>	113	10,197,665	117	11,108,842	101	12,479,000		

Proposals by Activity Type (Jul - Dec)

	FY2017		FY2018		FY2019		FY2020	
	No.	\$ Value	No.	\$ Value	No.	\$ Value	No.	\$ Value
Faculty/Student Support	17	540,512	19	1,972,111	12	1,067,066	13	2,079,981
General Operating Support	1	2,000	2	48,624	1	3,738	-	-
Instruction	8	1,138,964	5	922,043	8	1,616,763	5	2,685,810
Public Service	29	21,489,695	34	5,249,873	30	1,968,424	34	3,186,327
Research	29	6,071,504	31	12,772,193	34	8,785,187	30	7,638,910
Training	-	-	2	310,657	2	494,151	1	2,000
Grand Total	84	29,242,675	93	21,275,501	87	13,935,329	83	15,593,028

Proposals by Sponsor Type (Jul - Dec)

	FY2017		FY2018		FY2019		FY2020	
	No.	\$ Value	No.	\$ Value	No.	\$ Value	No.	\$ Value
College or University					2	46,000	1	2,000
Federal	33	27,047,611	35	16,611,632	34	9,402,205	36	12,277,786
Foundation	16	893,083	21	513,797	16	1,548,102	21	1,494,290
State Govts	14	871,655	13	2,148,769	13	1,798,046	13	853,540
Industry	4	108,367	7	158,081	7	245,094	3	330,000
Local Govt	7	165,804	4	111,926	6	201,792	1	30,000
Other Non-Profit Org	9	56,155	14	1,823,334	9	694,090	8	605,412
Research Institution	1	100,000						
Grand Total	84	29,242,675	94	21,367,539	87	13,935,329	83	15,593,028


Success Rate

All Proposals: FY16, FY17, FY18, FY19		
	No.	Value (\$)
Declined by Sponsor	296	102,783,067
Funded	440	61,125,922
Total All Proposals	736	163,908,989
4-Year Success Rates	60%	37%


Three-Year Changes in \$ Volume of Sponsored Projects

	2016		2019		3-Year Change			
	No.	Value (\$)	No.	Value (\$)	No.	%	Value (\$)	%
Awards	108	9,225,750	101	12,479,000	-7	-6%	3,253,250	35%
Proposals	157	32,176,303	196	42,558,233	39	25%	10,381,930	32%
Active *Funds Managed	130	20,295,381	181	27,371,633	51	39%	7,076,252	35%

Efforts to Develop & Support Successful PIs



9

 EASTERN MICHIGAN UNIVERSITY

Internally Funded Awards for Faculty Scholarly/Creative Activities


In the first half of FY20:

There are 30 unique faculty Principal Investigators (PIs).

16 of the faculty PIs received internally funded awards during one or more of the last three years.

Internally funded awards = Sabbatical Leave Award, Faculty Research Fellowship, Summer Research Award, Brickley Award.

10

 EASTERN MICHIGAN UNIVERSITY

New Investigators

Proposals	# of Proposals	Unique PIs	First Proposal	Faculty PIs	% of all Faculty
FY16	157	86	17	57	9%
FY17	189	106	29	83	13%
FY18	200	107	20	72	11%
FY19	196	110	24	83	13%

Awards	# of Awards	Unique PIs	First Award	Faculty PIs	% of all Faculty
FY16	108	57	14	33	5%
FY17	113	61	18	39	6%
FY18	116	67	17	41	7%
FY19	101	56	12	36	6%

Success Rate

New Proposals: FY16, FY17, FY18, FY19

Declined by Sponsor	231	93,998,407
Funded	271	34,056,916
Grand Total	502	128,055,323
Success Rate	54%	27%

Success Rate

New Research Proposals: FY16, FY17, FY18, FY19

Declined by Sponsor	123	35,717,652
Funded	70	18,121,962
Grand Total	193	53,839,614
Success Rate	36%	34%