

Faculty/Staff U.ACHIEVE

Let's help them get their
degree.



What is u.achieve?

- u.achieve is the new degree evaluation tool purchased by EMU. This program will allow students and their advisor to track academic progress through graduation.
- u.achieve includes all University requirements, the Fall 2007 General Education program, and most undergraduate Major and Minor programs offered by EMU.

Who can use u.achieve?

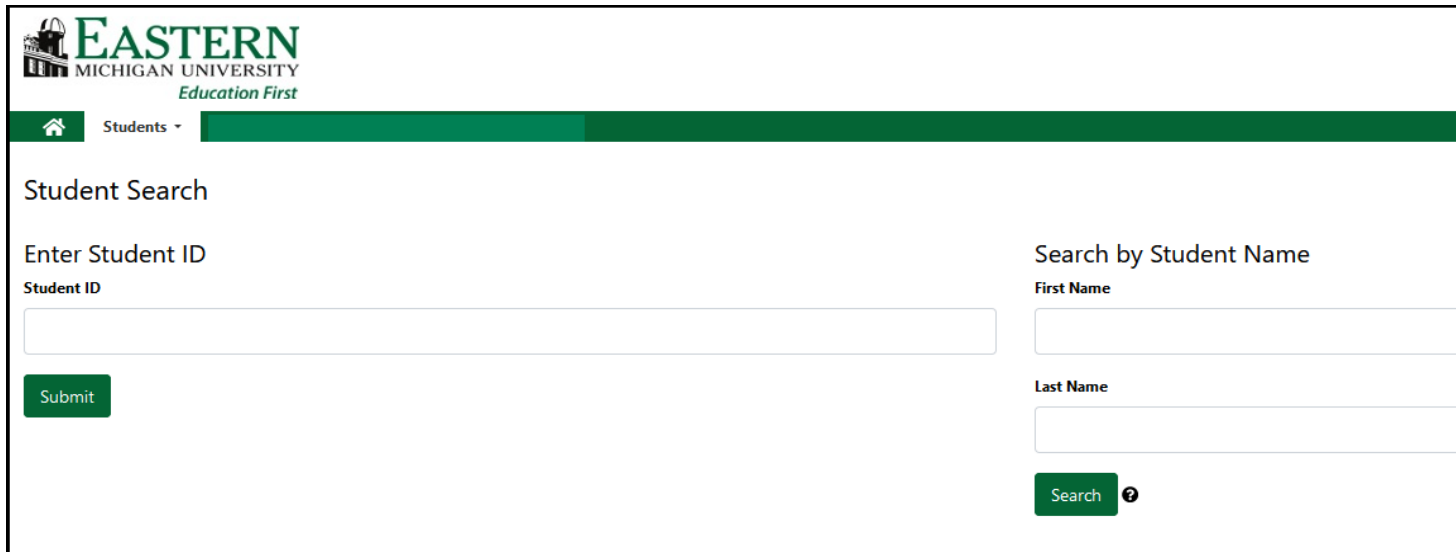
- u.achieve has been built for all incoming **Undergraduate** students following **both** the Fall 2007 General Education program and the Fall 2017 or later catalog.
Graduate students following the Fall 2022 or later catalog.
- Doctoral, Specialist, Second Bachelor, and Teacher Preparation students will NOT be able to use this system.▲

Online access to your degree evaluation

- Log into your my.emich account
- Click on the “Faculty Academic Services” Card
- Click on “Degree Audit (u.achieve)” to be sent to the online evaluation
- **NOTE:** You must be granted access to the system by your department head or director. If you do not have access, please have them send an authorization email at uAchieve@emich.edu

Where to start

- On the “Student Search” page, enter the student number for the selected student or you may search by name (be careful to select the correct student as searching by name may pull up more than one student.)



The screenshot shows the Eastern Michigan University website's Student Search interface. At the top left is the university logo with the text "EASTERN MICHIGAN UNIVERSITY Education First". Below the logo is a navigation bar with a home icon and a "Students" dropdown menu. The main content area is titled "Student Search" and is divided into two search methods. The first method, "Enter Student ID", features a text input field labeled "Student ID" and a green "Submit" button. The second method, "Search by Student Name", features two text input fields labeled "First Name" and "Last Name", and a green "Search" button with a help icon.

EASTERN
MICHIGAN UNIVERSITY
Education First

Home Students ▾

Student Search

Enter Student ID

Student ID

Submit

Search by Student Name

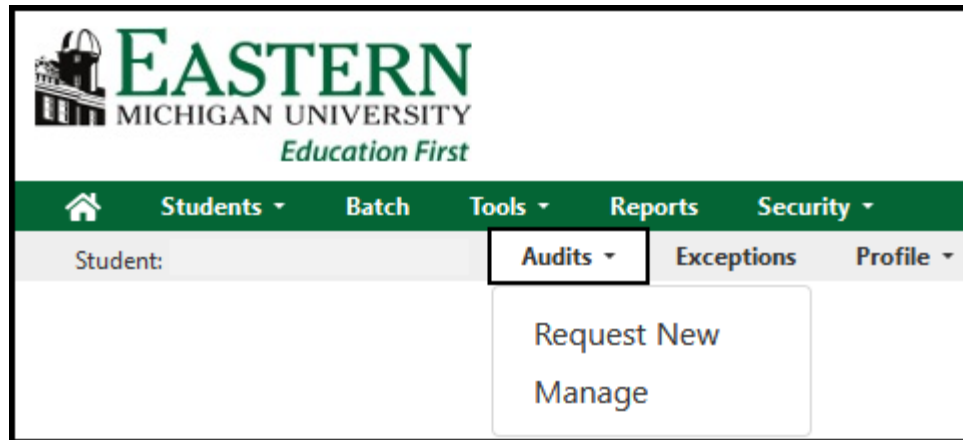
First Name

Last Name

Search ?

How to run a new audit

- Click the “Audits” link at the top of the page next to the current student number you’re working with and select “Request New”



How to run a new audit

To choose the program on file (declared major/minor)


- Click the “Run Declared Programs” tab for the declared program audit, if correct (Watch the catalog year! Must be Fall 2017 or later for UG and Fall 2022 or later for GR).

Request an Audit

[Run Declared Programs](#)

School	Degree Program	Title	Catalog Year	Marker	Value	Type	CATLYT
	CRM-BA	Criminology & Criminal Justice BA	Fall 2017	SCONC	CORR-CON	D	Fall 2017

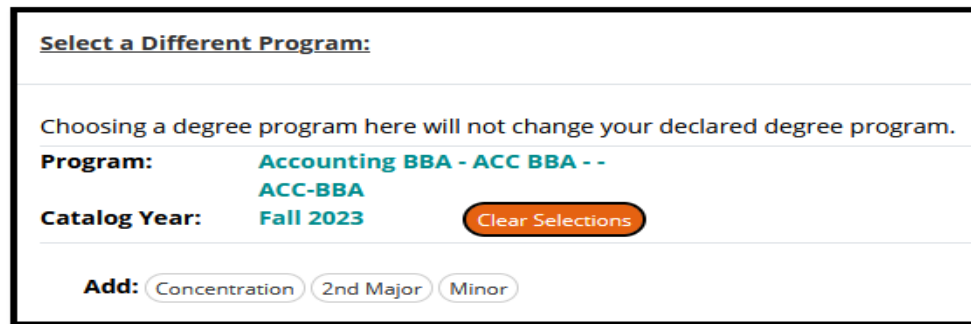
- Submit the request by clicking on the “Run Audit” button at the bottom of the page



How to run a new audit

To select a new program

- Click the “Select a Different Program” tab for a ‘What-if’ audit.



Select a Different Program:


Choosing a degree program here will not change your declared degree program.

Program: Accounting BBA - ACC BBA - -
ACC-BBA

Catalog Year: Fall 2023

Add:

- Choose the Degree Program you wish to view along with the catalog year
- Submit the request by clicking on the “Run Different program” button at the bottom of the page.



How to view an existing audit

- Click the “Audits” link at the top of the page and select “Manage”
- This will take you to the student’s “Completed Audit Requests” page (don’t worry, for the first time there *may* be nothing there!)

Completed Audit Requests

These are the audits that have been run in the past for this student’s record. Hitting the ‘Run Audit’ button will run a new audit report. Deleting audits removes them from this list.

Run Audit

[select all/s](#)

ID	Instcd	Program	Catalog Year	Created	Audit Type	Format	Course Type	View
1212746		CRM-BA	Fall 2017	02/11/2020 10:57 AM		HTML	***	View Audit
1211949		CRM-BA	Fall 2017	02/06/2020 4:14 PM		HTML	***	View Audit
1209644		CRM-BA	Fall 2017	01/29/2020 9:22 AM		HTML	***	View Audit

How to view an existing audit

- To view a previously processed audit, click on the “View Audit” link next to the one you wish to view.

Completed Audit Requests

These are the audits that have been run in the past for this student's record. Hitting the 'Run Audit' button will run a new audit report. Deleting audits removes them from this list.

Run Audit

[select all/s](#)

ID	Instcd	Program	Catalog Year	Created	Audit Type	Format	Course Type	View
1212746		CRM-BA	Fall 2017	02/11/2020 10:57 AM		HTML	***	View Audit
1211949		CRM-BA	Fall 2017	02/06/2020 4:14 PM		HTML	***	View Audit
1209644		CRM-BA	Fall 2017	01/29/2020 9:22 AM		HTML	***	View Audit

How to delete an audit

- Currently, only administration in the Office of Records and Registration can delete an audit. Please contact them for assistance by phone at 734.487.4111 or via email at uachieve@emich.edu.



How to read an online audit

- There are messages that display at the top of each audit.
- The first will tell the reader if the audit has been processed using a declared program, as listed on the official school record, or if the audit was run as a “What-If” scenario.
- The next message will appear on all audits, regardless of program, indicating that there may be required pre-requisites not listed here and to contact the program advisor with questions.

How to read an online audit

- At the top of every audit will be a header indicating the status of the overall audit. There are three different messages that may appear.
- **1) AT LEAST ONE REQUIREMENT HAS NOT BEEN SATISFIED** – This indicates that there is at least one requirement that has NOT been fulfilled.
- **2) CURRENT AND FUTURE REGISTRATION WILL SATISFY ALL REQUIREMENTS**– This indicates that the audit is MET using in-progress courses and may change if courses are withdrawn or failed.

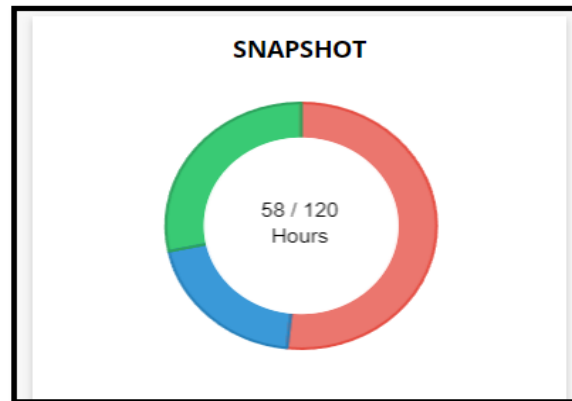
How to read an online audit

- 3) ******ALL REQUIREMENTS IDENTIFIED BELOW HAVE BEEN MET****** - This indicates that the audit has been completely MET.

Note: Every area is considered a requirement; however, there may be several sub-requirements within each main requirement.

How to read an online audit

- The top of the audit has a pie chart that shows all course hours applicable to the degree (hover the mouse over it for total).
- Completed course totals are in dark green, in-progress courses are indicated in blue, and unfulfilled courses are shown in red.



● Unfulfilled ● Planned ● In Progress ● Complete

How to read an online audit

- Completion graphs for Cumulative hours and Majors/Minor areas are shown at the top of the audit along with cumulative and program GPA graphs.



How to read an online audit

- The body of the audit lists each of the required areas and indicates if they are Met (green check), In-progress (blue dots), or Unfulfilled (red “X”). You may drill-down for more information.

AT LEAST ONE REQUIREMENT HAS NOT BEEN SATISFIED

- >  A minimum GPA of 2.0 must be earned to graduate from EMU
- >  University Total Requirements
Totals include current and future registration
- > Courses taken but not applied toward degree
- >  Effective Communication
- >  Quantitative Reasoning
- >  Knowledge of Disciplines - Arts
- >  Knowledge of Disciplines - Humanities
- >  Knowledge of Disciplines - Natural Sciences
- >  Knowledge of Disciplines - Social Science
- >  Perspectives on Diversity
- >  Learning Beyond the Classroom
- >  Earn a minimum of 15 credits in 300-level or higher courses at EMU in each major that requires a minor
- >  Social Work Major
- > Other Academic History

How to read an online audit

- Click on the arrow next to the requirement for which you would like additional details. This will give you specific information about what has been taken and what is still outstanding.

Public Administration Minor

<i>EARNED:</i>	15.0 HOURS	1 SUB-GROUP	3.85 GPA
<i>NEEDS:</i>	9.0 HOURS	2 SUB-GROUPS	2.00 GPA

1) PADM Required

WI18	PLSC270	3.0	A	Public Administration
------	---------	-----	---	-----------------------

2) PADM Restricted Electives

WI19	PLSC352	3.0	A-	Politics of Pub&Nonprof Budge
FA19	PLSC381	3.0	A	Public Policy Analysis

NEEDS: 2 COURSES

FULFILL USING PLSC 210, 334, 431W, 480L4

IP 3) PADM Electives

FA18	PLSC330	3.0	A-	Urban Politics	
WI20	PLSC364	3.0	RE	RE	Legislative Process

NEEDS: 1 COURSE

FULFILL USING PLSC 202, 301, 331, 332, 380, 385, 470, 486L4

The online audit key/legend

The screenshot displays two columns of symbols and their corresponding status descriptions. The left column, titled 'Requirements', shows a green checkmark for 'Complete', a blue checkmark for 'In Progress', and a red 'X' for 'Unfulfilled'. The right column, titled 'Sub-requirements', is divided into two sections: 'For PDF audit sub-requirements run by EMU' which uses a grey minus sign for 'Not Yet Complete' and a grey plus sign for 'Currently Satisfied'; and 'For online audit sub-requirements' which uses a red 'X' for 'Not Yet Complete' and a green checkmark for 'Currently Satisfied'.

Requirements	Sub-requirements
Complete	For PDF audit sub-requirements run by EMU
In Progress	Not Yet Complete
Unfulfilled	Currently Satisfied
	For online audit sub-requirements
	Not Yet Complete
	Currently Satisfied

The status of the main requirement will be determined by one of the symbols listed under “Requirements” while the status of the individual area sub-requirements will be determined by one of the symbols under “Sub-requirements”

Online documentation

- Is this information posted anywhere online?
YES – it is!!

- Please visit our website at www.emich.edu/registrar/uachieve for information and printable documentation regarding u.achieve.

Questions??

Contact Records and Registration Office by phone at 734.487.4111, or via email at uachieve@emich.edu.

