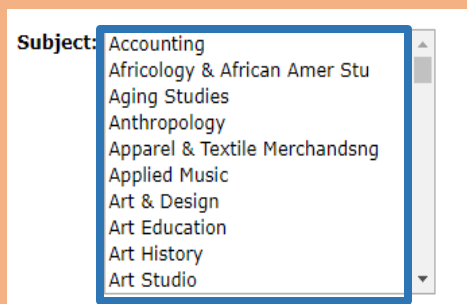


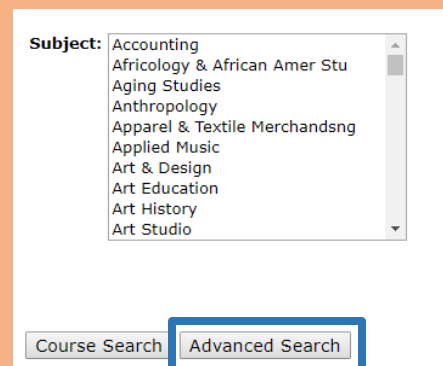
Advanced Registration Search for Online Classes

Step 1: Once you get to the Look Up Classes menu, instead of using the “Course Search” option, select “Advanced Search”

Step 2: For all online courses, select all subject codes. If you are looking for only a specific subject, select only the subject code you are looking for.



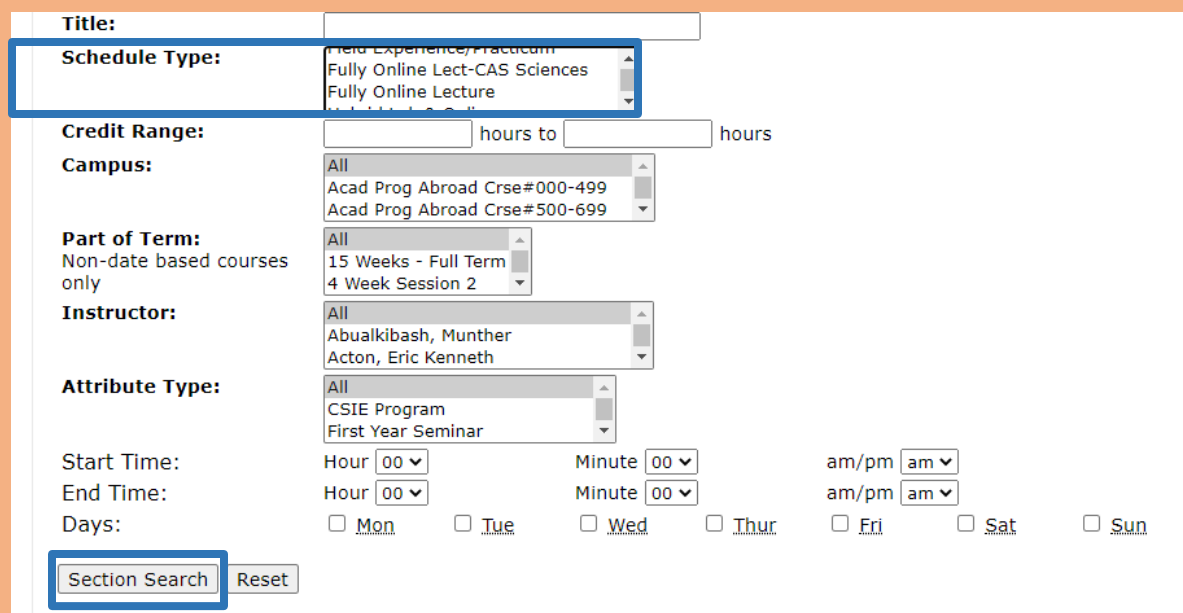
A screenshot of the 'Subject' dropdown menu in the Advanced Search form. The menu is open, showing a list of subject codes: Accounting, Africology & African Amer Stu, Aging Studies, Anthropology, Apparel & Textile Merchandsng, Applied Music, Art & Design, Art Education, Art History, and Art Studio. The dropdown is highlighted with a blue border.



A screenshot of the search interface showing two buttons: 'Course Search' and 'Advanced Search'. The 'Advanced Search' button is highlighted with a blue border.

Step 3: Under Schedule Type select “Fully Online Lect-CAS Sciences and Fully Online Lecture”.

Step 4: Select “Section Search” to see a list of all online classes offered during the term you are interested in.



A screenshot of the Advanced Search form. The 'Schedule Type' dropdown is highlighted with a blue border and shows the following options: Field Experience/Practicum, Fully Online Lect-CAS Sciences, Fully Online Lecture, and Fully Online Lab. Other filters include Credit Range, Campus, Part of Term, Instructor, Attribute Type, Start Time, End Time, and Days. The 'Section Search' button is highlighted with a blue border.

Note: You can also search for specific days and times, individual courses, and instructors through this advanced search option to narrow down your search.